



Citizens Bond Oversight Committee

Quarterly Report

August 9, 2021

Santa Ana Unified School District
1601 E. Chestnut Avenue, Santa Ana, CA 92701
(714) 558-5501 www.sausd.us



Intentionally left blank



Measure I Overview

On November 6, 2018, the voters of the Santa Ana Unified School District approved Measure I, authorizing General Obligation Bonds (the “Bonds”) with a 70.65% approval rate. Measure I generates \$232 million over the next 10-15 years to improve and build new classrooms and support facilities in the District.

Committee Members

- ❖ Victor Vasquez – Chair
- ❖ Denise Lynn Reynoso – Vice Chair
- ❖ Elaine Beverly Hoffmann – Member
- ❖ Lucinda Solorzano – Member
- ❖ Valery Vasquez – Member
- ❖ Bulmaro Vicente – Member
- ❖ Vacant - Member

The Facilities Master Plan adopted by the District’s Board of Education in 2018 will serve as the guide to plan projects funded by Measure I. School needs are based on overall condition, educational program requirements, capacity, and available State funding. The Bonds will be used to modernize classrooms and buildings with accessibility improvements and safety upgrades, as well as to repair and upgrade aging school infrastructure, replace portable classrooms with permanent facilities, and keep schools ahead of the demands of 21st Century learning environments.



Four Pillars

The Facilities Master Plan was guided by a “Four Pillars” concept to meet the needs of aging schools so that our community keeps pace with rising academic standards and opportunities to compete in the 21st Century.

Projects identified by the Facilities Master Plan generally correspond to one or more of the priorities described below.



Modernization:

The State Modernization Program provides State funds on a 60/40 State and local share basis for improvements that educationally and functionally enhance existing school facilities. Projects eligible under this program include Americans with Disability Act improvements, modifications such as air conditioning, plumbing, lighting, electrical systems, and interior finishes. Bond funds will be used to leverage State dollars and improve age-eligible schools.

Portable to Permanent (P2P):

The replacement of antiquated portables with state-of-the-art classroom learning environments help save on maintenance and energy costs and recapture open space for student play and community use. Combining State Overcrowded Relief Grant (ORG) fund savings and bond funds allow for projects including, but not limited to:

- ❖ Carver Elementary P2P
- ❖ Muir Elementary P2P
- ❖ Jefferson Elementary P2P



Infrastructure:

The replacement or improvement of antiquated building systems such as HVAC, plumbing, electrical, fire alarms, and other critical functions help reduce the District's maintenance burden and thus sustain the District's General Fund for educational programs. A focus of bond funds will be:

- ❖ Enhancing student and staff safety and security
- ❖ Improving services to clients (students, faculty, and staff)
- ❖ Reducing interruptions to education delivery

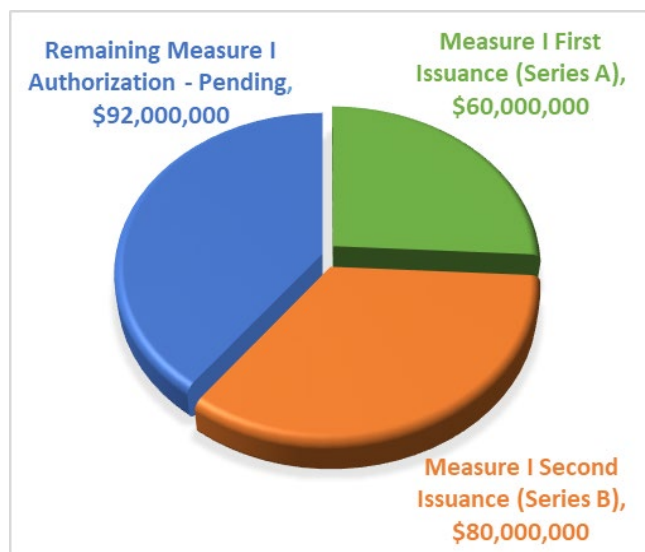
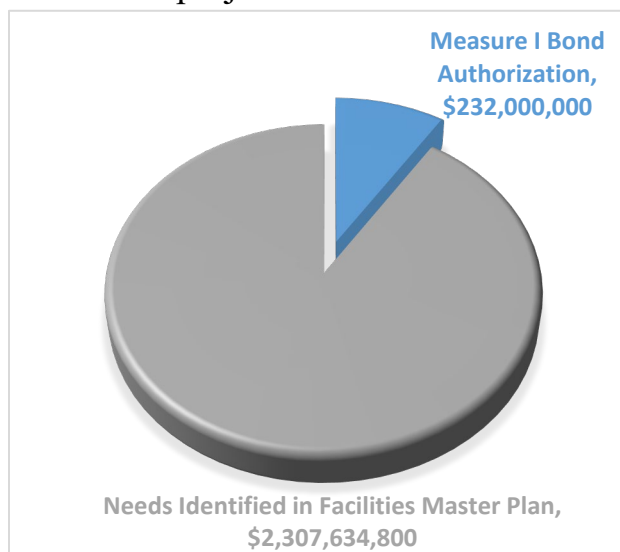
Campus Equity:

Our schools were built over many generations, all with a variety of features and functions that vary by location. Funds will be used to provide facilities, which serve all of our District community and correct inequities between campuses to keep them on par with peer schools. Goals include:

- ❖ Safe, effective, and well-maintained learning environments
- ❖ Facilities that maintain and attract enrollment and which support and enhance academic achievement
- ❖ Opportunities for parent involvement and community services

Available Funding

Measure I represents approximately 10% of the District's identified need. Within the \$232 million authorized by Measure I, about 25%, or \$59.5 million, is available for current projects.





Intentionally left blank



Santa Ana High School

520 W. Walnut St. Santa Ana, CA 92701

New Library and CTE Digital Media Arts Lab

Project Description

The District's goal for moving forward with this project was to provide an exemplary Career Technical Education (CTE) environment. The project began on September 24, 2018, and was completed on September 1, 2019. The Digital Media Arts Lab and library are now being used by students and staff.

Architect:	Baker Nowicki Design Studio
DSA Status:	Approved
Project Status:	Complete
Measure I Budget:	\$47,734
Total Budget:	\$5,273,368

Status Summary




The Santa Ana High School New Library and CTE Digital Media Arts Lab project is complete with DSA closeout.



Santa Ana High School

520 W. Walnut St. Santa Ana, CA 92701

New Library and CTE Digital Media Arts Lab





Santa Ana High School

520 W. Walnut St. Santa Ana, CA 92701

New Library and CTE Digital Media Arts Lab

Summary Status

Description	Budgeted	Committed	Expended
Site Cost	-	-	-
Soft Cost	675,865	675,865	675,865
Hard Cost	4,597,503	4,597,503	4,597,503
Contingency	-	-	-
Total	5,273,368	5,273,368	5,273,368
Budgeted Hard Cost 87%			

Budget Status

Initial Amount	5,273,368
Pending Changes	-
Total	5,273,368
Budgeted Contingency 0%	

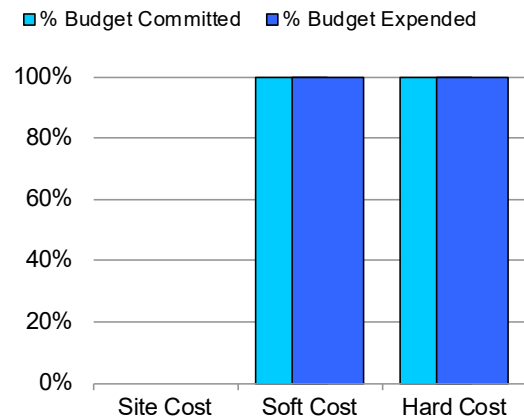
Committed Status

Initial Contracted AMT	5,287,852
Contract Changes	(14,484)
Total	5,273,368
Budget Committed 100%	

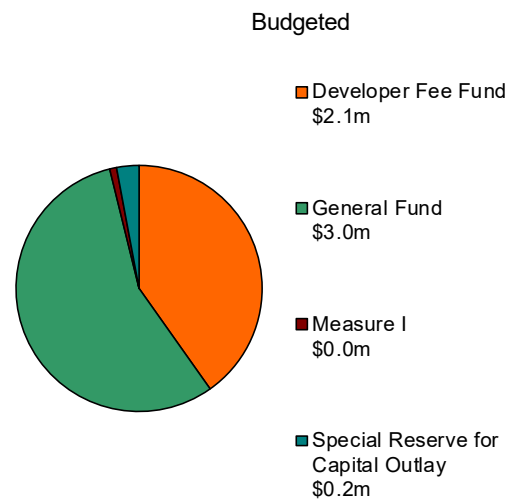
Expenditure Status

Paid	5,273,368
Total	5,273,368
Budget Expended 100%	

Progress



Funding Sources





Carver Elementary School

1401 W. Santa Ana Blvd. Santa Ana, CA 92703

Portable to Permanent (P2P)

Project Description

The Carver P2P project consists of a new 2-story classroom building with 8 classrooms. The project also provides expanded play areas, an artificial turf playfield, new play structures, and additional parking.

Architect:	Morrissey Associates, Inc.
Construction Manager:	Tilden-Coil Constructors, Inc.
DSA Status:	Approved
Project Status:	Complete
Measure I Budget:	\$24,543
Total Budget:	\$11,040,318

Status Summary

The Carver P2P project is complete with DSA closeout.



Carver Elementary School

1401 W. Santa Ana Blvd. Santa Ana, CA 92703

Portable to Permanent (P2P)





Carver Elementary School

1401 W. Santa Ana Blvd. Santa Ana, CA 92703

Portable to Permanent (P2P)

Summary Status

Description	Budgeted	Committed	Expended
Site Cost	18,259	18,259	18,259
Soft Cost	2,209,537	2,209,537	2,209,537
Hard Cost	8,812,521	8,812,521	8,812,521
Contingency	-	-	-
Total	11,040,318	11,040,318	11,040,318
Budgeted Hard Cost 80%			

Budget Status

Initial Amount	11,040,318
Pending Changes	-
Total	11,040,318
Budgeted Contingency 0%	

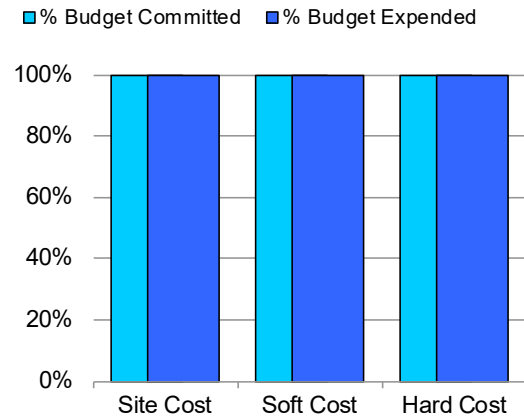
Committed Status

Initial Contracted AMT	10,903,450
Contract Changes	136,868 1%
Total	11,040,318
Budget Committed 100%	

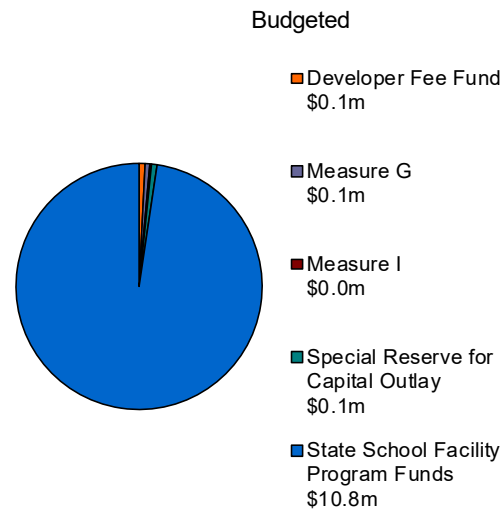
Expenditure Status

Paid	11,040,318
In Process for PMT	-
Total	11,040,318
Budget Expended 100%	

Progress



Funding Sources





Carver Elementary School

1401 W. Santa Ana Blvd. Santa Ana, CA 92703

Modernization

Project Description

Carver Elementary School was originally built in 1992. The site has 21 classrooms. Carver's modernization project consists of alterations to Building A (administration); Building B (multipurpose); and Buildings E, F, G (classrooms).

Architect:	Morrissey Associates, Inc.
Construction Manager:	Tilden Coil Constructors, Inc.
DSA Status:	Approved
Project Status:	Complete
Measure I Budget:	\$6,862,245
Total Budget:	\$7,624,419

Status Summary

The Carver P2P project is complete with DSA closeout.



Carver Elementary School

1401 W. Santa Ana Blvd. Santa Ana, CA 92703

Modernization





Carver Elementary School

1401 W. Santa Ana Blvd. Santa Ana, CA 92703

Modernization

Summary Status

Description	Budgeted	Committed	Expended
Site Cost	-	-	-
Soft Cost	1,827,171	1,827,171	1,806,796
Hard Cost	5,557,876	5,557,876	5,553,905
Contingency	239,372	-	-
Total	7,624,419	7,385,047	7,360,700
Budgeted Hard Cost 73%			

Budget Status

Initial Amount	7,624,419
Approved Changes	-
Pending Changes	-
Total	7,624,419
Budgeted Contingency 3%	

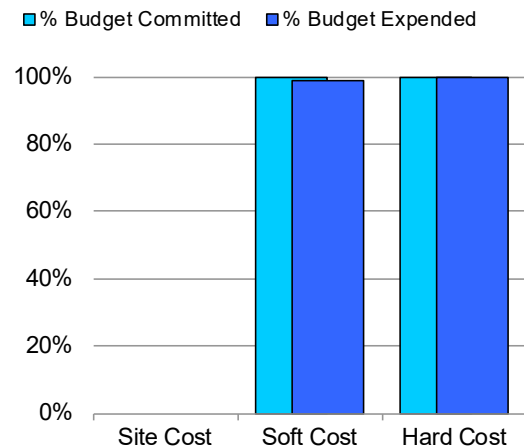
Committed Status

Initial Contracted AMT	6,758,610
Contract Changes	626,438 8%
Total	7,385,047
Budget Committed 97%	

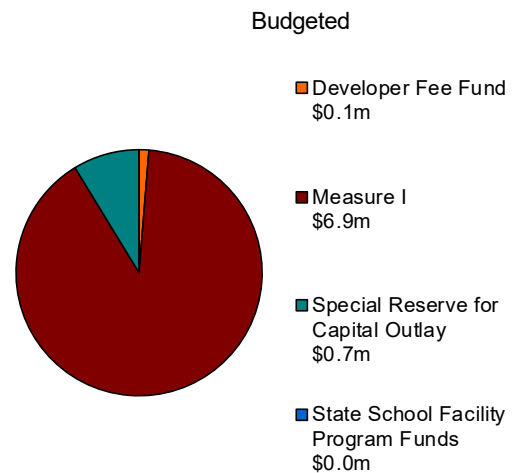
Expenditure Status

Paid	7,358,977
In Process for PMT	1,723
Total	7,360,700
Budget Expended 97%	

Progress



Funding Sources





Muir Fundamental Elementary School

1951 N. Marbury St. Santa Ana, CA 92705

Portable to Permanent (P2P)

Project Description

Muir Fundamental Elementary School was originally built in 1970. The site previously had 22 aging portable classrooms. This project consisted of a state-of-the-art new “Portable to Permanent” classroom building providing 22 standard classrooms with 4 multi-function “STEM” collaboration/ pull out rooms. It also included the removal of old portable classrooms and an expanded playfield.

Architect:	DLR Group
Construction Manager:	Balfour Beatty
DSA Status:	Approved
Project Status:	Complete
Measure I Budget:	\$43,600
Total Budget:	\$19,776,644

Status Summary

The Muir P2P project is complete with DSA closeout.



Muir Fundamental Elementary School

1951 N. Marbury St. Santa Ana, CA 92705

Portable to Permanent (P2P)





Muir Fundamental Elementary School

1951 N. Marbury St. Santa Ana, CA 92705

Portable to Permanent (P2P)

Summary Status

Description	Budgeted	Committed	Expended
Site Cost	-	-	-
Soft Cost	2,908,965	2,908,965	2,872,340
Hard Cost	16,841,087	16,841,087	16,830,400
Contingency	26,591	-	-
Total	19,776,644	19,750,053	19,702,740
Budgeted Hard Cost 85%			

Budget Status

Initial Amount	19,776,644
Pending Changes	-
Total	19,776,644
Budgeted Contingency 0%	

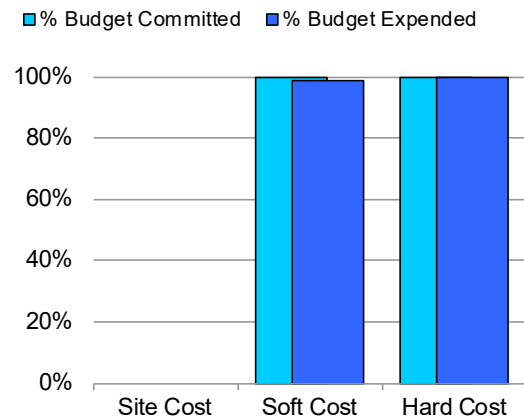
Committed Status

Initial Contracted AMT	20,143,261
Contract Changes	(393,208) -2%
Total	19,750,053
Budget Committed 100%	

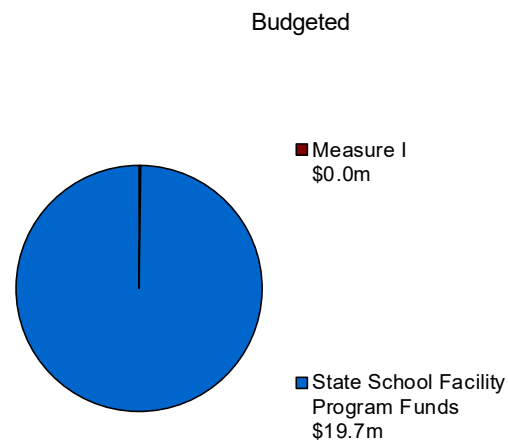
Expenditure Status

Paid	19,702,740
Total	19,702,740
Budget Expended 100%	

Progress



Funding Sources





Walker Elementary School

811 E. Bishop St. Santa Ana, CA 92701

Optimization – Swing Space

Project Description

This Campus Optimization project converted Walker Elementary School to an interim housing site to provide temporary classrooms to schools under construction.

Architect:	Morrissey Associates, Inc.
Construction Manager:	Tilden Coil Constructors, Inc.
Project Status:	Complete
Measure I Budget:	\$1,788,970
Total Budget:	\$2,036,475

Status Summary

The Walker Optimization –Swing Space project is complete pending DSA closeout.



Walker Elementary School

811 E. Bishop St. Santa Ana, CA 92701

Optimization – Swing Space





Walker Elementary School

811 E. Bishop St. Santa Ana, CA 92701

Optimization – Swing Space

Summary Status

Description	Budgeted	Committed	Expended
Site Cost	-	-	-
Soft Cost	286,806	286,806	286,806
Hard Cost	1,688,583	1,688,583	1,545,195
Contingency	61,085	-	-
Total	2,036,474	1,975,389	1,832,001
Budgeted Hard Cost 83%			

Budget Status

Initial Amount	2,036,474
Pending Changes	-
Total	2,036,474
Budgeted Contingency 3%	

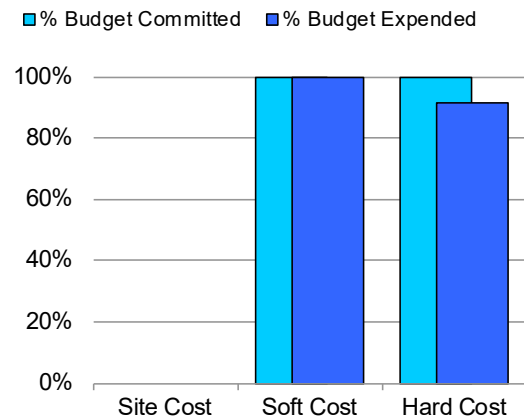
Committed Status

Initial Contracted AMT	2,039,959
Contract Changes	(64,569) -3%
Total	1,975,389
Budget Committed 97%	

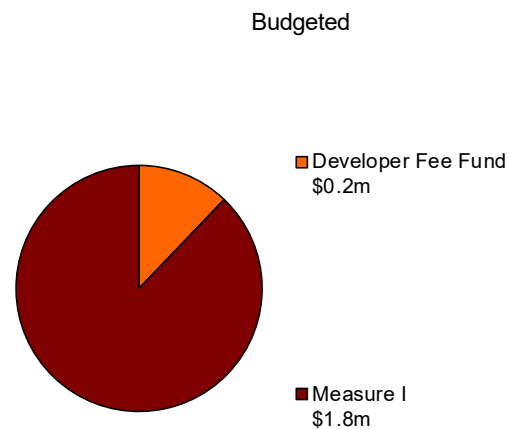
Expenditure Status

Paid	1,832,001
Total	1,832,001
Budget Expended 90%	

Progress



Funding Sources





Heninger K-8 School

417 W. Walnut Ave. Santa Ana, CA 92701

K-8 Expansion / Music & Dance Classrooms

Project Description

Heninger K-8 School serves grades K-8 on its main campus as well as Building 8 at Santa Ana High School. This project provides modern dance and music classrooms as well as support space for upper grade students.

Architect:	Baker Nowicki Design Studio
DSA Status:	Approved
Project Status:	Complete
Measure I Budget:	\$2,472,154
Total Budget:	\$2,728,488

Status Summary

The Heninger K-8 Expansion/Music & Dance Classrooms project is complete with DSA closeout.



Heninger K-8 School

417 W. Walnut Ave. Santa Ana, CA 92701

K-8 Expansion / Music & Dance Classrooms





Heninger K-8 School

417 W. Walnut Ave. Santa Ana, CA 92701

K-8 Expansion / Music & Dance Classrooms

Summary Status

Description	Budgeted	Committed	Expended
Site Cost	-	-	-
Soft Cost	460,733	460,733	457,813
Hard Cost	2,203,543	2,203,543	2,177,659
Contingency	64,212	-	-
Total	2,728,488	2,664,276	2,635,472
Budgeted Hard Cost 81%			

Budget Status

Initial Amount	2,728,488
Pending Changes	-
Total	2,728,488
Budgeted Contingency 2%	

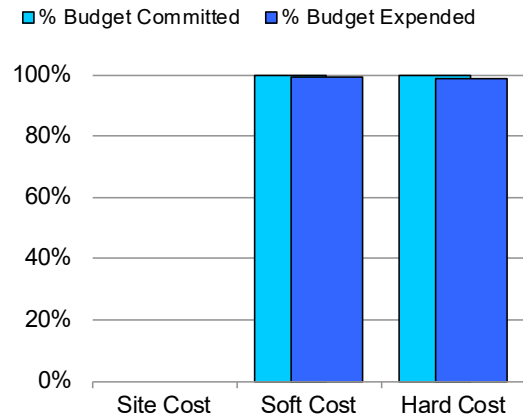
Committed Status

Initial Contracted AMT	2,796,368
Contract Changes	(132,092) -5%
Total	2,664,276
Budget Committed 98%	

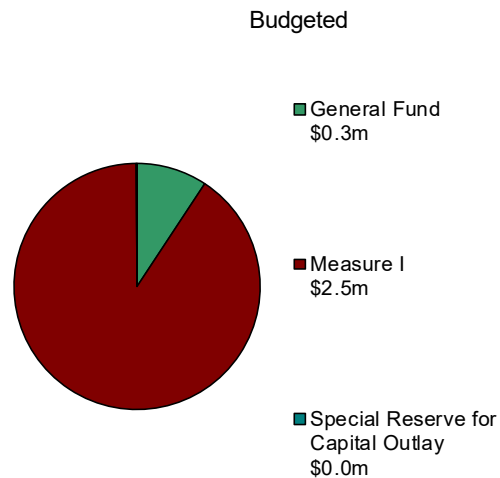
Expenditure Status

Paid	2,591,291
In Process for PMT	44,181
Total	2,635,472
Budget Expended 97%	

Progress



Funding Sources





Jackson Elementary School

1143 Nakoma Dr. Santa Ana, CA 92704

Preschool Lab Classrooms & New Playground

Project Description

Jackson Elementary School was built in 1962 and has a new classroom building built in 2009. This project will convert one of the older classroom wings into preschool classrooms. New Kindergarten and Preschool playgrounds will also be added.

Architect:	Lionakis Architecture
DSA Status:	Approved
Project Status:	Complete
Measure I Budget:	\$1,881,565
Total Budget:	\$1,881,565

Status Summary

The Jackson Preschool Lab Classrooms & Playground project is complete with DSA closeout.



Jackson Elementary School

1143 Nakoma Dr. Santa Ana, CA 92704

Preschool Lab Classrooms & New Playground





Jackson Elementary School

1143 Nakoma Dr. Santa Ana, CA 92704

Preschool Lab Classrooms & New Playground

Summary Status

Description	Budgeted	Committed	Expended
Site Cost	-	-	-
Soft Cost	211,696	211,696	211,696
Hard Cost	1,387,881	1,387,881	1,387,881
Contingency	281,988	-	-
Total	1,881,565	1,599,577	1,599,577
Budgeted Hard Cost 74%			

Budget Status

Initial Amount	1,881,565
Pending Changes	-
Total	1,881,565
Budgeted Contingency 15%	

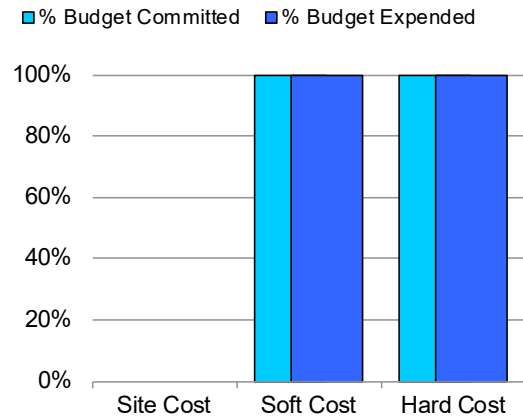
Committed Status

Initial Contracted AMT	1,643,183
Contract Changes	(43,606) -3%
Total	1,599,577
Budget Committed 85%	

Expenditure Status

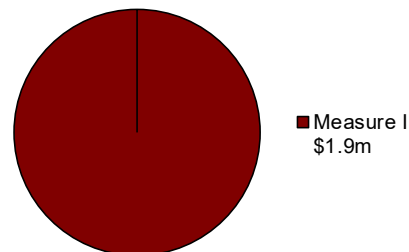
Paid	1,599,577
Total	1,599,577
Budget Expended 85%	

Progress



Funding Sources

Budgeted





Garfield Elementary School

850 Brown St. Santa Ana, CA 92701

Modernization

Project Description

Garfield Elementary School was originally built in 1989. The site has 35 classrooms. The modernization consists of infrastructure upgrades, library and tech room improvements, office safety enhancements, and Americans with Disabilities Act (ADA) access improvements.

Architect:	Morrissey Associates, Inc.
Construction Manager:	Tilden Coil Constructors, Inc.
DSA Status:	Approved
Project Status:	Complete
Measure I Budget:	\$7,669,956
Total Budget:	\$8,247,469

Status Summary



The Garfield Modernization project is complete pending DSA closeout.



Garfield Elementary School

850 Brown St. Santa Ana, CA 92701

Modernization





Garfield Elementary School

850 Brown St. Santa Ana, CA 92701

Modernization

Summary Status

Description	Budgeted	Committed	Expended
Site Cost	-	-	-
Soft Cost	1,691,260	1,574,406	1,560,672
Hard Cost	5,984,542	5,913,844	5,780,779
Contingency	571,667	-	-
Total	8,247,469	7,488,250	7,341,452
Budgeted Hard Cost 73%			

Budget Status

Initial Amount	8,247,469
Pending Changes	-
Total	8,247,469
Budgeted Contingency 7%	

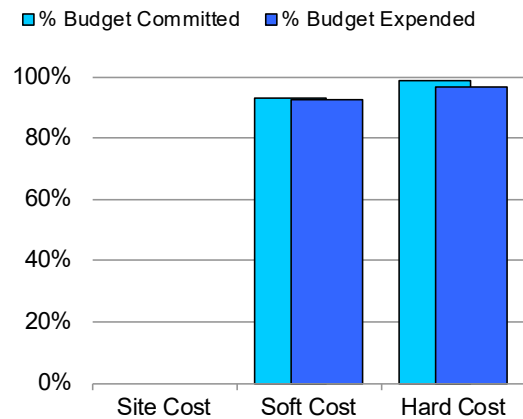
Committed Status

Initial Contracted AMT	7,286,470
Contract Changes	201,780 3%
Total	7,488,250
Budget Committed 91%	

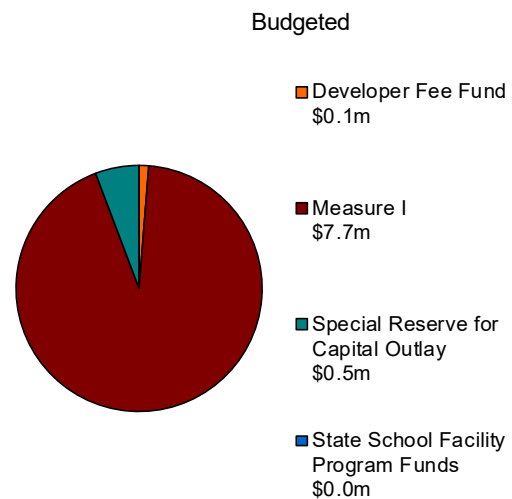
Expenditure Status

Paid	6,869,303
In Process for PMT	283,282
District Held Retentions	188,867
Total	7,341,452
Budget Expended 89%	

Progress



Funding Sources





Saddleback High School

2802 S. Flower St. Santa Ana, CA 92707

New Kitchen/Indoor Dining & Interim Kitchen

Project Description

The New Kitchen, Indoor Dining, and Interim Kitchen project provides an adequately sized kitchen to meet current District standards and offers an improved menu. This project converts the old kitchen into a new indoor student dining and event space. An interim kitchen will be used during construction.

Architect:	Ruhnau Clark Architects
Construction Manager:	Bernards
DSA Status:	Approved
Project Status:	Complete
Measure I Budget:	\$5,211,505
Total Budget:	\$13,011,505

Status Summary

The Interim Kitchen was completed on December 31, 2019, and received DSA certification on July 27, 2020.



The New Kitchen Building and Indoor Dining Area are complete pending DSA closeout.



Saddleback High School

2802 S. Flower St. Santa Ana, CA 92707

New Kitchen/Indoor Dining & Interim Kitchen





Saddleback High School

2802 S. Flower St. Santa Ana, CA 92707

New Kitchen/Indoor Dining & Interim Kitchen

Summary Status

Description	Budgeted	Committed	Expended
Site Cost	-	-	-
Soft Cost	3,919,101	3,919,101	3,683,125
Hard Cost	8,851,473	8,851,473	8,255,912
Contingency	240,930	-	-
Total	13,011,505	12,770,575	11,939,036
Budgeted Hard Cost 68%			

Budget Status

Initial Amount	13,011,505
Pending Changes	-
Total	13,011,505
Budgeted Contingency 2%	

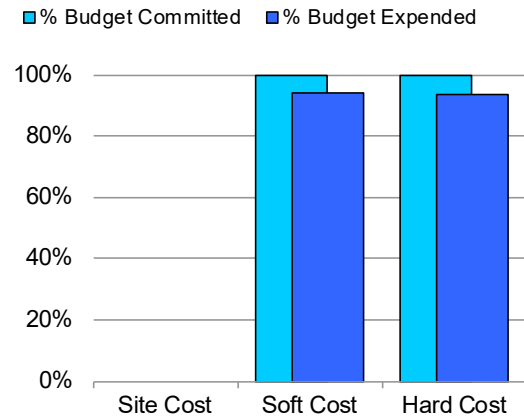
Committed Status

Initial Contracted AMT	12,503,265
Contract Changes	267,309 2%
Total	12,770,575
Budget Committed 98%	

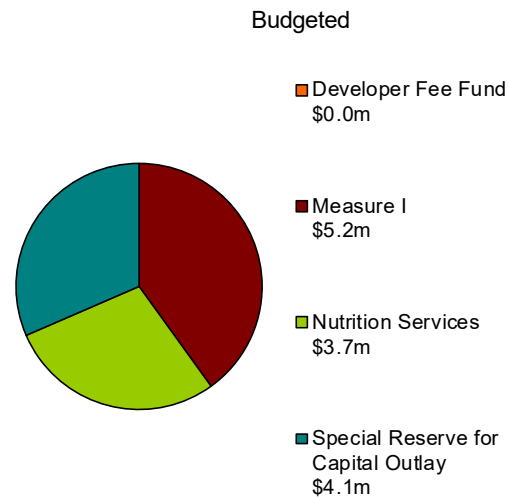
Expenditure Status

Paid	11,427,485
In Process for PMT	293,386
District Held Retentions	210,345
Construction Withholds	7,821
Total	11,939,036
Budget Expended 92%	

Progress



Funding Sources





King Elementary School

1001 S. Graham Ln. Santa Ana, CA 92703

Modernization

Project Description

King Elementary School was originally built in 1991. The site has 39 classrooms. The modernization consists of infrastructure upgrades, library and tech room improvements, office safety enhancements, and Americans with Disabilities Act (ADA) access improvements.

Architect:	Morrissey Associates, Inc.
Construction Manager:	Tilden Coil Constructors, Inc.
DSA Status:	Approved
Project Status:	Construction began January 2021
Measure I Budget:	\$6,592,852
Total Budget:	\$9,188,862

Status Summary

The King Modernization Project is 90% complete. Contractors completed the demolition phase and are proceeding with electrical, mechanical, and plumbing, and are beginning to paint the exterior and interior spaces. The completion date is scheduled for August 30, 2021.



King Elementary School

1001 S. Graham Ln. Santa Ana, CA 92703

Modernization





King Elementary School

1001 S. Graham Ln. Santa Ana, CA 92703

Modernization

Summary Status

Description	Budgeted	Committed	Expended
Site Cost	-	-	-
Soft Cost	1,782,870	1,533,694	1,244,363
Hard Cost	6,421,577	6,402,451	4,499,130
Contingency	984,415	-	-
Total	9,188,862	7,936,145	5,743,493
Budgeted Hard Cost 70%			

Budget Status

Initial Amount	9,188,862
Pending Changes	-
Total	9,188,862
Budgeted Contingency 11%	

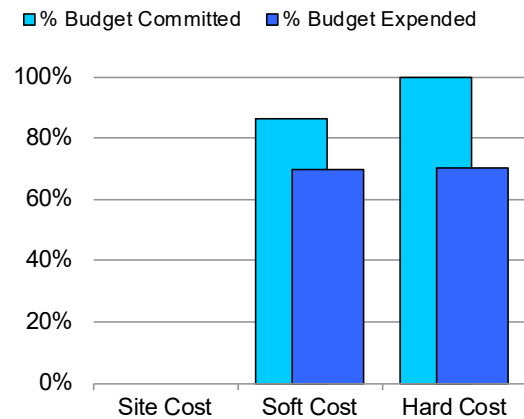
Committed Status

Initial Contracted AMT	7,877,362
Contract Changes	58,783 1%
Total	7,936,145
Budget Committed 86%	

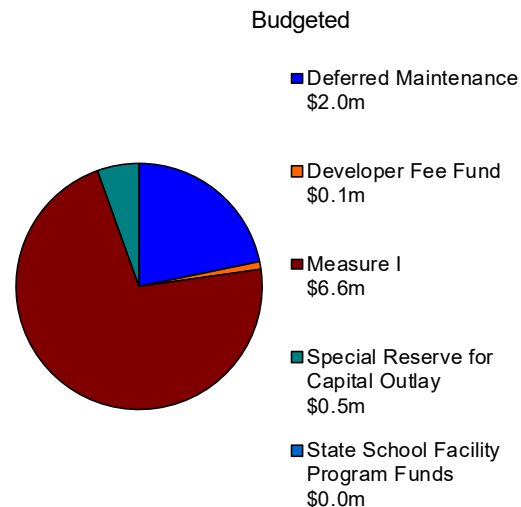
Expenditure Status

Paid	4,680,607
In Process for PMT	882,293
District Held Retentions	180,593
Total	5,743,493
Budget Expended 63%	

Progress



Funding Sources





McFadden Intermediate School

2701 S. Raitt St. Santa Ana, CA 92704

Optimization – Pre-K–8 Conversion

Project Description

McFadden Intermediate School was built in 1965 and currently houses sixth through eighth grade classes. This Campus Optimization project converts McFadden Intermediate School into a Pre-Kindergarten through Eighth Grade School. The project consists of four (4) new modular kindergarten/preschool classrooms, associated play areas, and a restroom building.

Architect:	Morrissey Associates, Inc.
Construction Manager:	Tilden Coil Constructors, Inc.
DSA Status:	Approved September 2020
Project Status:	Construction began December 2020
Measure I Budget:	\$8,848,448
Total Budget:	\$8,848,448

Status Summary

The project is 85% complete with building construction at 100% completion. The remaining work includes fencing, irrigation, turf, playground equipment, and paving. The project is scheduled for completion on August 21, 2021.



McFadden Intermediate School

2701 S. Raitt St. Santa Ana, CA 92704

Optimization – Pre-K–8 Conversion





McFadden Intermediate School

2701 S. Raitt St. Santa Ana, CA 92704

Optimization – Pre-K–8 Conversion

Summary Status

Description	Budgeted	Committed	Expended
Site Cost	-	-	-
Soft Cost	1,272,928	1,259,590	1,001,446
Hard Cost	7,106,791	7,106,791	5,582,600
Contingency	468,729	-	-
Total	8,848,448	8,366,381	6,584,045
Budgeted Hard Cost 80%			

Budget Status

Initial Amount	8,848,448
Pending Changes	-
Total	8,848,448
Budgeted Contingency 5%	

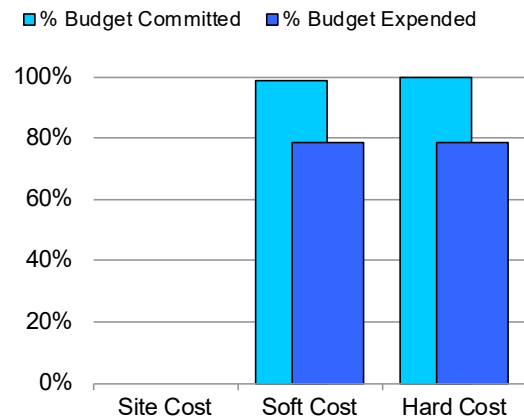
Committed Status

Initial Contracted AMT	7,269,323	
Contract Changes	480,398	6%
Unencumbered Contract AMT	616,660	
Total	8,366,381	
Budget Committed 95%		

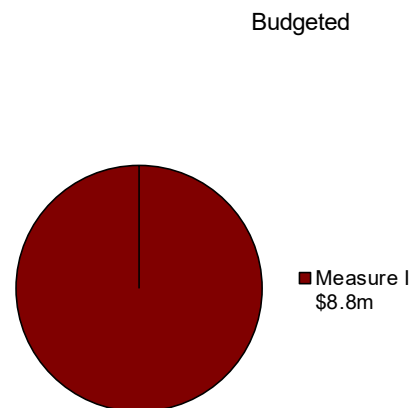
Expenditure Status

Paid	5,717,571
In Process for PMT	660,307
District Held Retentions	130,228
Construction Withholds	75,940
Total	6,584,045
Budget Expended 74%	

Progress



Funding Sources





Sierra Intermediate School

2021 N. Grand Ave. Santa Ana, CA 92705

Optimization – Pre-K–8 Conversion

Project Description

Sierra Intermediate School was built in 1964 and currently houses sixth through eighth grade classes. This Campus Optimization project converts Sierra Intermediate School into a Pre-Kindergarten through Eighth Grade School. The project consists of four (4) new modular kindergarten/preschool classrooms, associated play areas, and a restroom building.

Architect:	Morrissey Associates, Inc.
Construction Manager:	Tilden Coil Constructors, Inc.
DSA Status:	Approved September 2020
Project Status:	Construction began December 2020
Measure I Budget:	\$7,308,685
Total Budget:	\$7,308,685

Status Summary

The project is 85% complete with building construction at 100% completion. Remaining work includes fencing, irrigation, turf, playground equipment, and paving. The project is scheduled for completion on August 21, 2021.



Sierra Intermediate School

2021 N. Grand Ave. Santa Ana, CA 92705

Optimization – Pre-K–8 Conversion





Sierra Intermediate School

2021 N. Grand Ave. Santa Ana, CA 92705

Optimization – Pre-K–8 Conversion

Summary Status

Description	Budgeted	Committed	Expended
Site Cost	-	-	-
Soft Cost	1,000,444	935,650	762,998
Hard Cost	5,175,451	5,076,524	4,128,977
Contingency	1,132,790	-	-
Total	7,308,685	6,012,173	4,891,974
Budgeted Hard Cost 71%			

Budget Status

Initial Amount	7,308,685
Pending Changes	-
Total	7,308,685
Budgeted Contingency 15%	

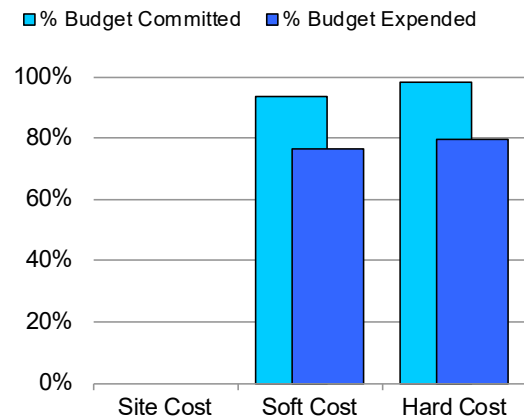
Committed Status

Initial Contracted AMT	5,591,132
Contract Changes	(47,311) -1%
Unencumbered Contract AMT	468,352
Total	6,012,173
Budget Committed 82%	

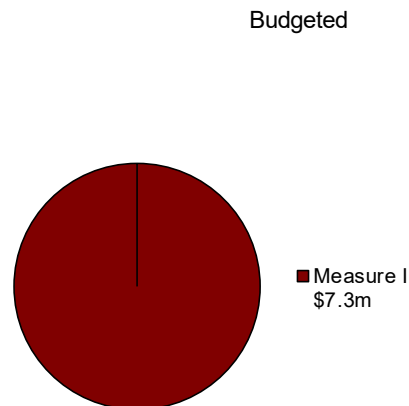
Expenditure Status

Paid	4,598,041
In Process for PMT	198,581
District Held Retentions	72,973
Construction Withholds	22,379
Total	4,891,974
Budget Expended 67%	

Progress



Funding Sources





Romero-Cruz Academy

2701 W. Fifth St. Santa Ana, CA 92703

Optimization - Playground Improvements & Kinder Classrooms

Project Description

Romero-Cruz Academy K-8 School was built in 1975 and currently houses pre-kindergarten through eighth grade. The school previously served intermediate grade levels and did not have playground equipment for elementary. The project consists of a playground addition for grades 1-5 and conversion of three (3) existing classroom spaces into two kindergarten classrooms.

Architect:	LPA, Inc.
DSA Status:	Approved February 2021
Project Status:	Construction began June 8, 2021
Measure I Budget:	\$2,344,417
Total Budget:	\$2,344,417

Status Summary

The contracts were approved by the Board on April 27, 2021. Construction began on June 8, 2021. The contractor has installed temporary construction fencing and began demolition work, which is approximately 65% complete. Underground plumbing for the new kinder restroom and exterior grading for the new playground is underway. The project is scheduled to be completed in September 2021.



Romero-Cruz Academy

2701 W. Fifth St. Santa Ana, CA 92703

Optimization - Playground Improvements & Kinder Classrooms





Romero-Cruz Academy

2701 W. Fifth St. Santa Ana, CA 92703

Optimization - Playground Improvements & Kinder Classrooms

Summary Status

Description	Budgeted	Committed	Expended
Site Cost	-	-	-
Soft Cost	538,551	334,224	196,185
Hard Cost	1,600,050	1,600,050	1,050
Contingency	205,816	-	-
Total	2,344,417	1,934,274	197,234
Budgeted Hard Cost 68%			

Budget Status

Initial Amount	2,344,417
Pending Changes	-
Total	2,344,417
Budgeted Contingency 9%	

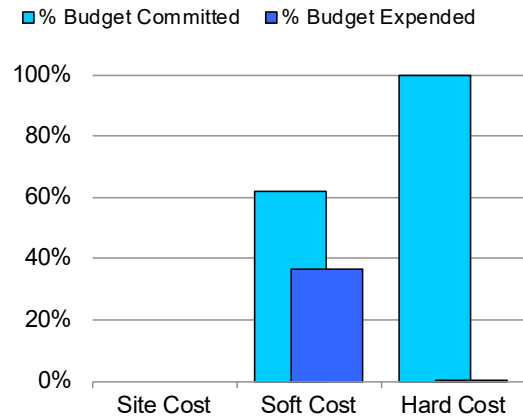
Committed Status

Initial Contracted AMT	1,933,764
Contract Changes	509
Total	1,934,274
Budget Committed 83%	

Expenditure Status

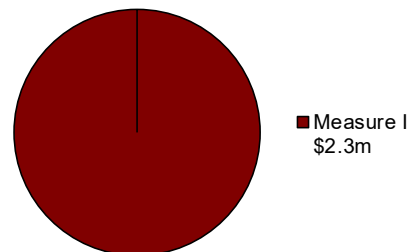
Paid	176,597
In Process for PMT	20,637
Total	197,234
Budget Expended 8%	

Progress



Funding Sources

Budgeted





District Wide

Various sites

Marquee Installations

Phase I

Project Description

Electronic message board installations have been designed for the following sites: Carver Elementary, Hoover Elementary, King Elementary, Jackson Elementary, Madison Elementary, Washington Elementary, Carr Intermediate, Villa Fundamental Intermediate, Advanced Learning Academy (4th Street), and Chavez High School.

Architect:	Lionakis Architecture
DSA Status:	Approved
Project Status:	In Progress
Measure I Budget:	\$1,000,000
Project Budget:	\$1,000,000

Status Summary

The Carver, King, ALA II, and Chavez marquees are 100% complete. The second round of marquee installations for Jackson and Madison began on March 1, 2021, and are 100% complete. The Villa sign is scheduled to be complete on August 6, 2021. The last two marquees, Washington and Hoover, started on July 12, 2021. Washington and Hoover are scheduled to be completed on August 8, 2021.



District Wide

Various sites

Marquee Installations





District Wide

Various sites

Marquee Installations

Summary Status

Description	Budgeted	Committed	Expended
Site Cost	-	-	-
Soft Cost	174,412	166,328	120,425
Hard Cost	787,750	766,483	493,073
Contingency	37,838	-	-
Total	1,000,000	932,811	613,498
Budgeted Hard Cost 79%			

Budget Status

Initial Amount	1,000,000
Pending Changes	-
Total	1,000,000
Budgeted Contingency 4%	

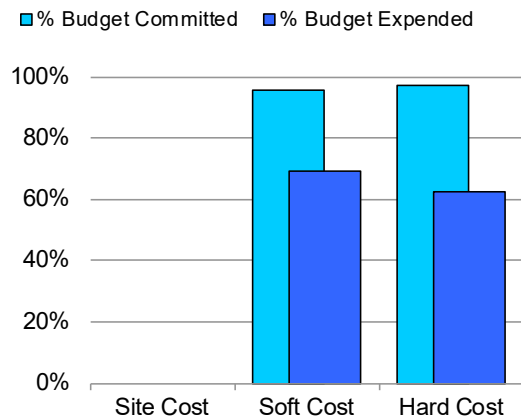
Committed Status

Initial Contracted AMT	930,168
Contract Changes	2,643
Total	932,811
Budget Committed 93%	

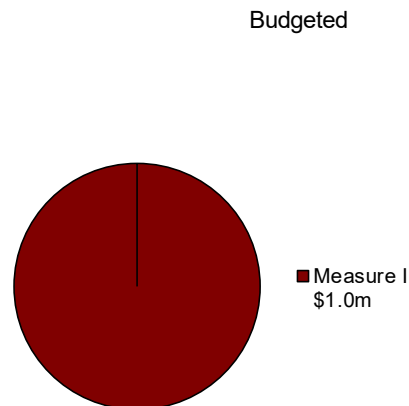
Expenditure Status

Paid	523,444
In Process for PMT	90,054
Total	613,498
Budget Expended 61%	

Progress



Funding Sources





District Wide

Various sites

Single Point of Entry (SPOE)/ Fencing/ Security Cameras

Project Description

In March 2018, Facilities Planning, with input from SAUSD Police, published the District's Safety and Security Report and Plan of Action. The project includes safety upgrades at 21 schools to establish a secure Single Point of Entry, fencing gap closure, and additional security camera and lighting.

Architect:	Morrissey Associates, Inc.
DSA Status:	Approved
Project Status:	In Progress
Measure I Budget:	\$4,641,115 (Current)
	\$8,838,229 (Future)
Total Budget:	\$5,019,115 (Current)
	\$8,838,229 (Future)

Status Summary

Jefferson, Carver, and Segerstrom SPOE projects are complete. The McFadden and King SPOE are under construction with an estimated completion date of August 1, 2021. Harvey SPOE received bids July 29, 2021. Staff is vetting the bid for responsiveness. The remaining sites (Group 3) Franklin, Godinez, Taft, Santiago, Romero-Cruz, and Wilson will follow as CUPCCAA bids. Group 4 sites ALA II, Fremont, Pio Pico, Walker, Saddleback, Santa Ana, and Century are in the construction documents phase and should be finalized by August 15, 2021.

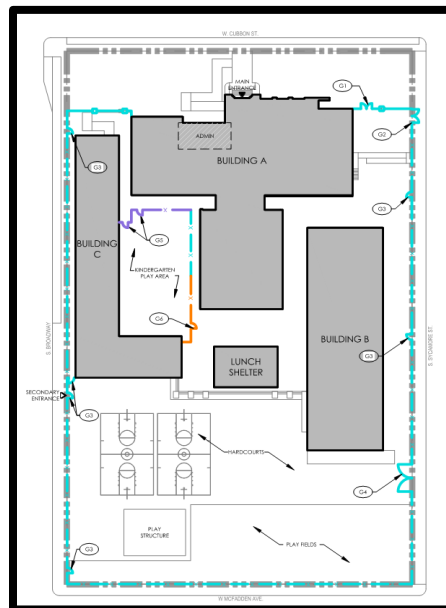


District Wide

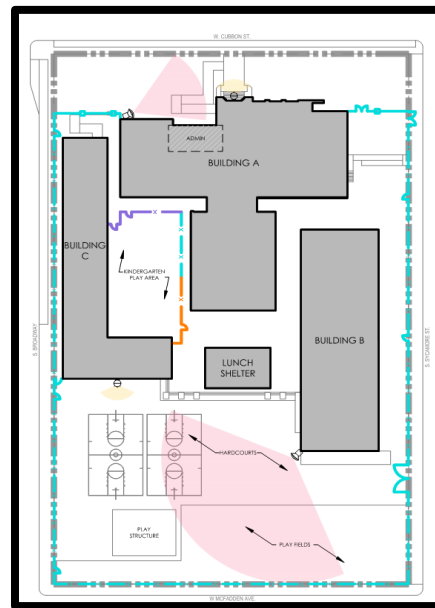
Various sites

Single Point of Entry/ Fencing/ Security Cameras

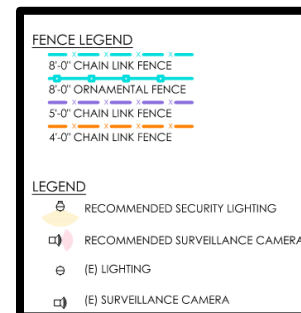
Sample drawings:



SITE FENCING RECOMMENDATION
PLAN



SITE LIGHTING AND CAMERA
RECOMMENDATION PLAN



Phase I sites:

1. Carver Elementary
2. Franklin Elementary
3. Fremont Elementary
4. Garfield Elementary
5. Harvey Elementary
6. ML King Elementary
7. Pio Pico Elementary
8. Santiago K-8
9. Taft Elementary
10. Walker Elementary
11. Washington Elementary
12. Wilson Elementary
13. McFadden Intermediate
14. Romero-Cruz Academy
15. Chavez High
16. Century High
17. Godinez High
18. Saddleback High
19. Santa Ana High
20. Segerstrom High
21. Advanced Learning Academy I

* Sites listed in alphabetical order



District Wide

Various sites

Single Point of Entry/ Fencing/ Security Cameras

(Current)

Summary Status

Description	Budgeted	Committed	Expended
Site Cost	-	-	-
Soft Cost	781,367	648,054	560,942
Hard Cost	4,000,000	226,944	226,944
Contingency	237,748	-	-
Total	5,019,115	874,997	787,886
Budgeted Hard Cost 80%			

Budget Status

Initial Amount	5,019,115
Pending Changes	-
Total	5,019,115
Budgeted Contingency 5%	

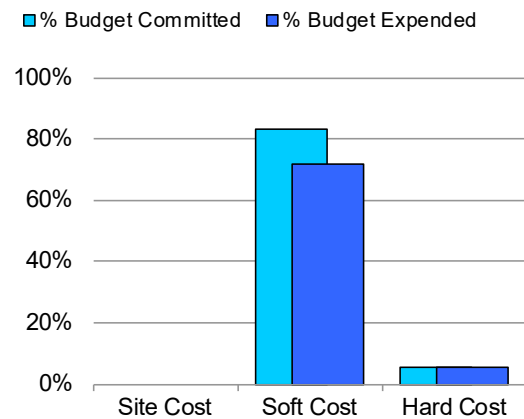
Committed Status

Initial Contracted AMT	737,688
Contract Changes	137,309 16%
Total	874,997
Budget Committed 17%	

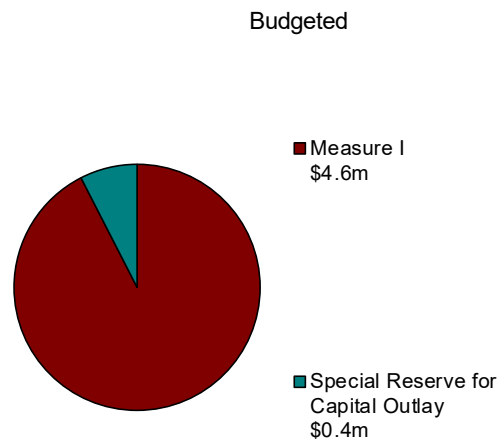
Expenditure Status

Paid	781,693
In Process for PMT	6,194
Total	787,886
Budget Expended 16%	

Progress



Funding Sources





District Wide

Various sites

Single Point of Entry/ Fencing/ Security Cameras (Future)

Summary Status

Description	Budgeted	Committed	Expended
Site Cost	-	-	-
Soft Cost	1,700,000	-	-
Hard Cost	6,650,000	-	-
Contingency	488,229	-	-
Total	8,838,229	-	-
Budgeted Hard Cost 75%			

Budget Status

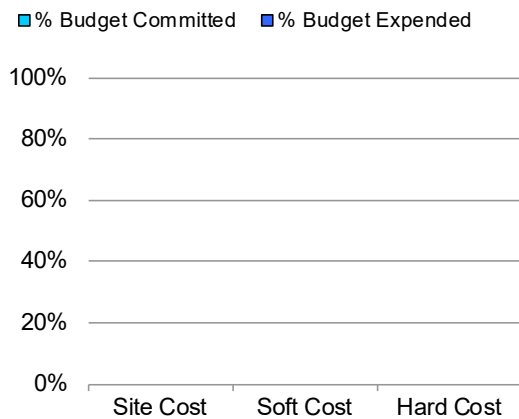
Initial Amount	8,838,229
Pending Changes	-
Total	8,838,229
Budgeted Contingency 6%	

Committed Status

Expended Status

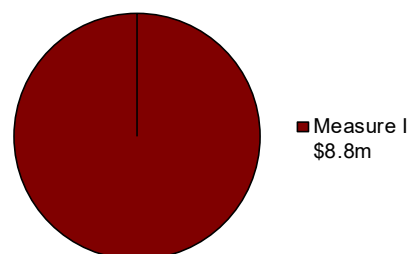
No Expenditures to report.

Progress



Funding Sources

Budgeted





Washington Elementary School

910 W. Anahurst Pl. Santa Ana, CA 92707

Reconstruction/ Modernization

Project Description

Portions of Washington Elementary School were built over 70 years ago in 1949. This project will transform the campus by constructing new school buildings adjacent to the P2P building.

Reconstruction includes a new administration, multipurpose room, kindergarten wing, new parking lot/drop-off, expand playfields, and new playgrounds.

Modernization includes repurposing the original wings for Early Childhood Education (preschool) classrooms and a wellness center for community use.

Architect:	LPA, Inc. (Reconstruction) and MAI (Modernization)
Construction Manager:	Tilden Coil Constructors, Inc.
DSA Status:	Approved
Project Status:	Construction began on June 8, 2021
Measure I Budget:	\$23,658,280 (Reconstruction) \$5,677,941 (Modernization)
Project Budget:	\$23,658,280 (Reconstruction) \$10,926,835 (Modernization)

Status Summary

The modernization contracts were Board approved on April 27, 2021. Construction began on June 8, 2021. The contractor has installed temporary construction fencing and began demolition work, which is approximately 80% complete. Framing, underground plumbing, electrical, and mechanical work are underway. The modernization project is scheduled to be complete in December 2021.


The reconstruction plans were submitted to DSA in June 2021. Construction is anticipated to begin in January 2022, after completion of the modernization construction.



Washington Elementary School

910 W. Anahurst Pl. Santa Ana, CA 92707

Reconstruction/ Modernization





Washington Elementary School

910 W. Anahurst Pl. Santa Ana, CA 92707

Reconstruction

Summary Status

Description	Budgeted	Committed	Expended
Site Cost	-	-	-
Soft Cost	4,640,843	3,480,247	1,351,932
Hard Cost	18,060,985	-	-
Contingency	956,452	-	-
Total	23,658,280	3,480,247	1,351,932
Budgeted Hard Cost 76%			

Budget Status

Initial Amount	23,658,280
Pending Changes	-
Total	23,658,280
Budgeted Contingency 4%	

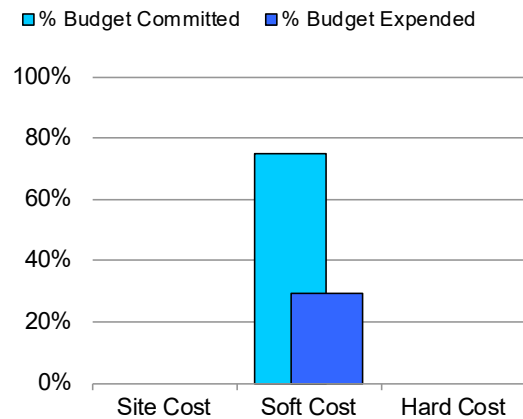
Committed Status

Initial Contracted AMT	3,480,247
Contract Changes	- 0%
Total	3,480,247
Budget Committed 15%	

Expenditure Status

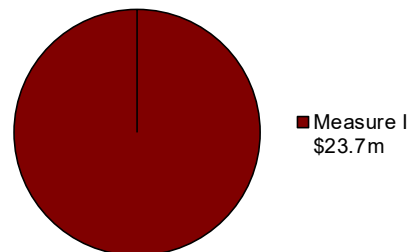
Paid	1,325,481
In Process for PMT	26,451
Total	1,351,932
Budget Expended 6%	

Progress



Funding Sources

Budgeted





Washington Elementary School

910 W. Anahurst Pl. Santa Ana, CA 92707

Modernization

Summary Status

Description	Budgeted	Committed	Expended
Site Cost	-	-	-
Soft Cost	2,499,202	2,185,949	1,224,511
Hard Cost	7,980,609	7,566,051	647,600
Contingency	447,024	-	-
Total	10,926,835	9,752,000	1,872,111
Budgeted Hard Cost 73%			

Budget Status

Initial Amount	10,926,835
Pending Changes	-
Total	10,926,835
Budgeted Contingency 4%	

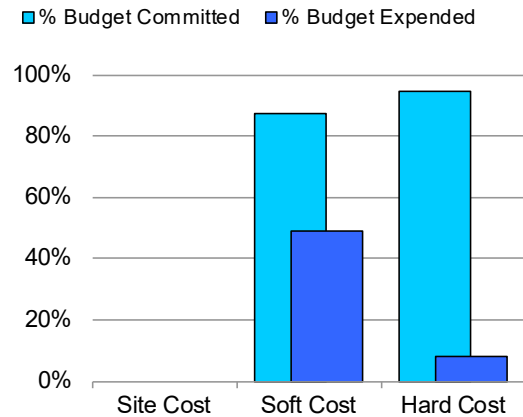
Committed Status

Initial Contracted AMT	10,014,547
Contract Changes	(262,547) -3%
Total	9,752,000
Budget Committed 89%	

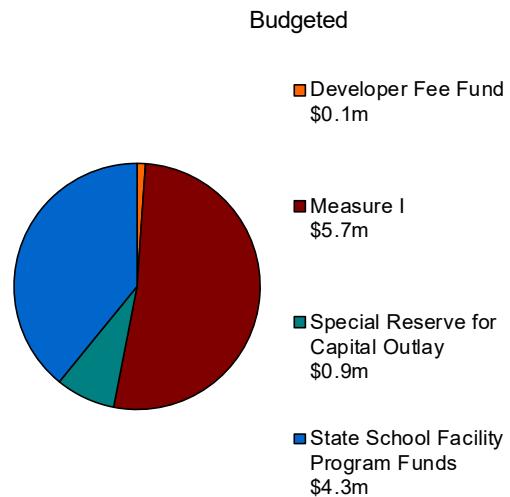
Expenditure Status

Paid	1,479,473
In Process for PMT	362,831
District Held Retentions	29,807
Total	1,872,111
Budget Expended 17%	

Progress



Funding Sources





Century High School

1401 S. Grand Ave., Santa Ana, CA 92705

Modernization

Project Description

Century High School was originally built in 1989. The planned Modernization project provides general renovation of the school's facilities, including a modern library, maker space, Americans with Disabilities Act (ADA) accessible restrooms, kitchen improvements, and a new office and counseling center.

Architect:	HMC Architects
Construction Manager:	Ledesma & Meyer Construction Co., Inc.
DSA Status:	Approved
Project Status:	Construction scheduled for May 2021
Measure I Budget:	\$4,879,722
Total Budget:	\$17,294,054

Status Summary


The project contracts were awarded at the April 27, 2021 Board Meeting. Construction began on May 28, 2021. Rough framing, electrical HVAC, and plumbing are currently being performed in the 300 and 400 buildings. The work scope also includes fire alarm and PA systems. All work is scheduled to be completed in December 2022.



Century High School

1401 S. Grand Ave., Santa Ana, CA 92705

Modernization





Century High School

1401 S. Grand Ave., Santa Ana, CA 92705

Modernization

Summary Status

Description	Budgeted	Committed	Expended
Site Cost	-	-	-
Soft Cost	4,306,405	4,081,189	2,036,960
Hard Cost	12,429,219	1,753,346	1,194,694
Contingency	558,430	-	-
Total	17,294,054	5,834,535	3,231,654
Budgeted Hard Cost 72%			

Budget Status

Initial Amount	17,294,054
Pending Changes	-
Total	17,294,054
Budgeted Contingency 3%	

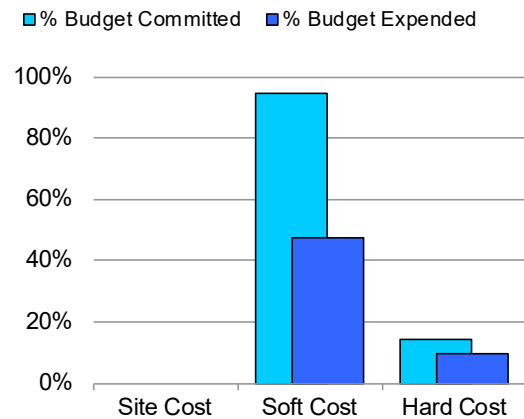
Committed Status

Initial Contracted AMT	13,844,535
Contract Changes	990,000 7%
Total	14,834,535
Budget Committed 34%	

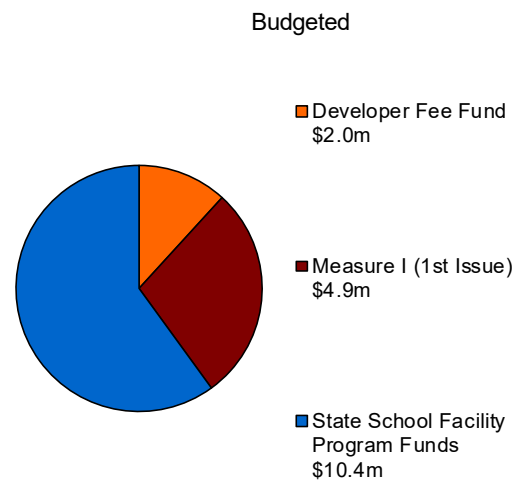
Expenditure Status

Paid	3,211,737
District Held Retentions	19,917
Total	3,231,654
Budget Expended 19%	

Progress



Funding Sources





Saddleback High School

2802 S. Flower St. Santa Ana, CA 92707

Sports Complex

Project Description

Saddleback High School was built in 1966 without sports facilities equitable to other comprehensive high schools. This project establishes a stadium and support buildings for school and community use.

Architect:	LPA, Inc.
Construction Manager:	Bernards
DSA Status:	Pending Submittal
Project Status:	Planning
Measure I Budget:	\$17,994,090
Project Budget:	\$18,994,090

Status Summary

The plans were submitted to DSA in June 2021. Staff anticipates construction will begin in December 2021. A draft mitigated negative declaration (MND) was prepared for this project. The public review period ended in June 2021, and staff anticipates the final MND will go to the Board in August 2022 for consideration. The project architect and traffic engineer are currently working with the city to design a new traffic signal for the intersection of Rosewood Avenue and Segerstrom Avenue.



Saddleback High School

2802 S. Flower St. Santa Ana, CA 92707

Sports Complex





Saddleback High School

2802 S. Flower St. Santa Ana, CA 92707

Sports Complex

Summary Status

Description	Budgeted	Committed	Expended
Site Cost	-	-	-
Soft Cost	3,863,820	2,980,877	914,131
Hard Cost	13,180,662	-	-
Contingency	1,949,608	-	-
Total	18,994,090	2,980,877	914,131
Budgeted Hard Cost 69%			

Budget Status

Initial Amount	18,994,090
Pending Changes	-
Total	18,994,090
Budgeted Contingency 10%	

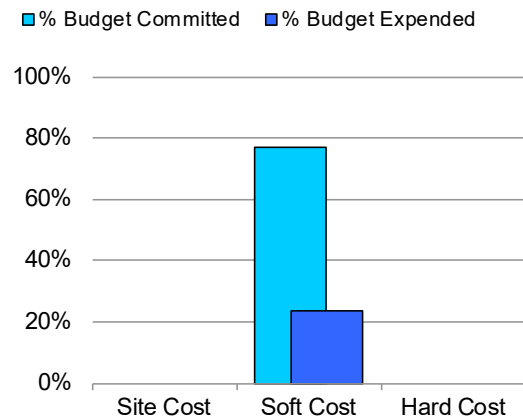
Committed Status

Initial Contracted AMT	2,639,635	
Contract Changes	341,242	11%
Total	2,980,877	
Budget Committed 16%		

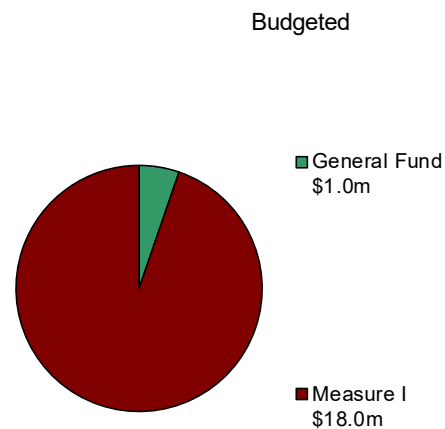
Expenditure Status

Paid	685,335
In Process for PMT	228,796
Total	914,131
Budget Expended 5%	

Progress



Funding Sources





Valley High School

1801 S. Greenville St. Santa Ana, CA 92704

Culinary Arts Academy (State CTE Grant)

Project Description

This project will provide a new 7,374 square foot facility with an innovative and agile learning space to transform and grow the Culinary Arts & Hospitality Academy (CHA). Construction includes a modern space for food preparation, instruction and serving.

Architect:	Baker Nowicki Design Studio
Construction Manager:	Tilden Coil Constructors, Inc.
DSA Status:	Approved
Project Status:	Design/Planning
Measure I Budget:	\$4,500,000
Total Budget:	\$7,500,000

Status Summary

Staff met with the Principal, CTE staff, and architect on a bi-weekly from January – December 2020 to finalize the project design. The project was DSA approved in May 2021. The bid period is scheduled for August 2021, and construction is scheduled to begin in December 2021.



Valley High School

1801 S. Greenville St. Santa Ana, CA 92704

Culinary Arts Academy (State CTE Grant)





Valley High School

1801 S. Greenville St. Santa Ana, CA 92704

Culinary Arts Academy (State CTE Grant)

Summary Status

Description	Budgeted	Committed	Expended
Site Cost	5,000	-	-
Soft Cost	2,011,057	1,451,284	715,095
Hard Cost	5,200,000	-	-
Contingency	283,943	-	-
Total	7,500,000	1,451,284	715,095
Budgeted Hard Cost 69%			

Budget Status

Initial Amount	7,500,000
Pending Changes	-
Total	7,500,000
Budgeted Contingency 4%	

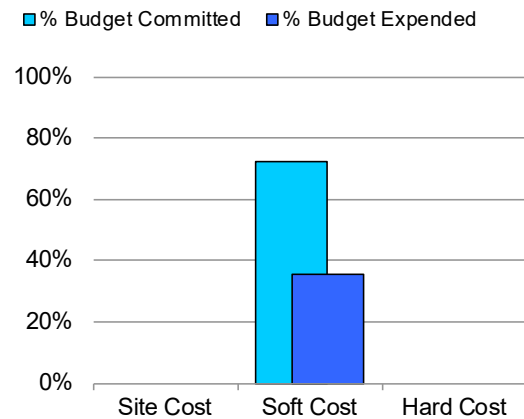
Committed Status

Initial Contracted AMT	1,761,302
Contract Changes	(310,018) -21%
Total	1,451,284
Budget Committed 19%	

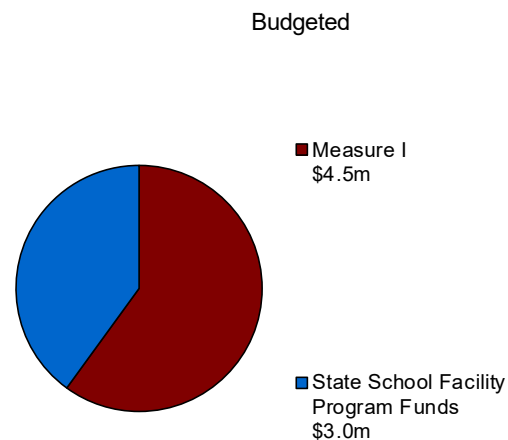
Expenditure Status

Paid	711,357
In Process for PMT	3,738
Total	715,095
Budget Expended 10%	

Progress



Funding Sources





Valley High School

1801 S. Greenville St. Santa Ana, CA 92704

Automotive Engineering Academy (State CTE Grant)

Project Description

This project will provide a new 10,613 square foot facility with an innovative and agile learning space to transform and grow the Automotive Engineering Academy. Construction includes a modern space for automotive and alignment bays and a classroom with modernized technology to enhance the teaching and learning environment.

Architect:	Baker Nowicki Design Studio
Construction Manager:	Tilden Coil Constructors, Inc.
DSA Status:	Approved
Project Status:	Design/Planning
Measure I Budget:	\$4,500,000
Total Budget:	\$7,500,000

Status Summary

Staff met with the Principal, CTE staff, and architect on a bi-weekly basis from January – December 2020 to finalize the project design. The project was DSA approved in May 2021. The bid period is scheduled for August 2021, and construction is to begin in December 2021. Staff has also scheduled a temporary tent structure for CTE Auto students during the construction period through August 2021.



Valley High School

1801 S. Greenville St. Santa Ana, CA 92704

Automotive Engineering Academy (State CTE Grant)





Valley High School

1801 S. Greenville St. Santa Ana, CA 92704

Automotive Engineering Academy (State CTE Grant)

Summary Status

Description	Budgeted	Committed	Expended
Site Cost	-	-	-
Soft Cost	1,556,835	1,279,699	600,192
Hard Cost	5,700,000	-	-
Contingency	243,166	-	-
Total	7,500,000	1,279,699	600,192
Budgeted Hard Cost 76%			

Budget Status

Initial Amount	7,500,000
Pending Changes	-
Total	7,500,000
Budgeted Contingency 3%	

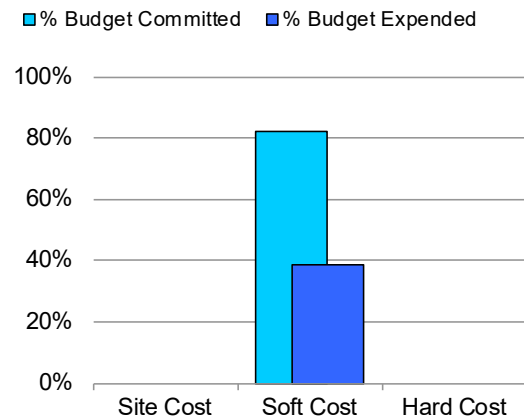
Committed Status

Initial Contracted AMT	1,288,585
Contract Changes	(8,886) -1%
Total	1,279,699
Budget Committed 17%	

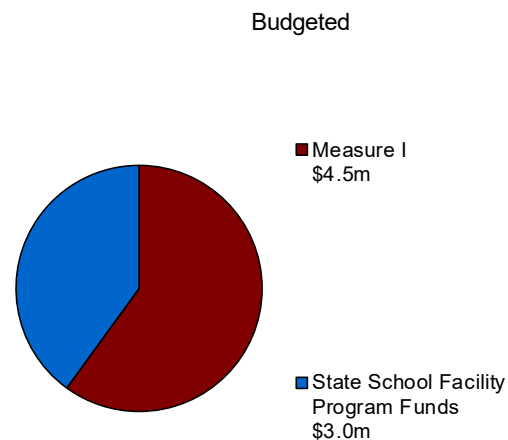
Expenditure Status

Paid	596,479
In Process for PMT	3,713
Total	600,192
Budget Expended 8%	

Progress



Funding Sources





Valley High School

1801 S. Greenville St. Santa Ana, CA 92704

Auditorium Renovation

Project Description

The auditorium at Valley High School was built in 1959 and has had minimal improvements since that time. This project will provide modern interiors and attractive exteriors such as restroom replacement, rigging system and stage floor replacement, Americans with Disabilities Act (ADA) compliance, technology replacement, LED stage lighting, HVAC upgrade, seat replacement, Greenroom renovation, and site work and landscaping improvements. The completed project will provide a modern school and community resource for the performing arts.

Architect:	Baker Nowicki Design Studio
Construction Manager:	Tilden Coil Constructors, Inc.
DSA Status:	N/A
Project Status:	Design Development Phase
Measure I Budget:	\$23,600,000
Total Budget:	\$26,000,000

Status Summary


The project is in the Construction Document Phase and it is anticipated that the plans will be submitted to DSA in September 2021. The project requires extensive seismic rehabilitation as it exceeds the 50% of the replacement cost threshold of the building. An application is being prepared for submittal to the Office of Public School Construction (OPSC) for seismic mitigation funding to offset some of the additional costs to the project.



Valley High School

1801 S. Greenville St. Santa Ana, CA 92704

Auditorium Renovation





Valley High School

1801 S. Greenville St. Santa Ana, CA 92704

Auditorium Renovation

Summary Status

Description	Budgeted	Committed	Expended
Site Cost	5,000	-	-
Soft Cost	5,049,107	3,980,838	1,481,796
Hard Cost	20,256,804	-	-
Contingency	689,089	-	-
Total	26,000,000	3,980,838	1,481,796
Budgeted Hard Cost 78%			

Budget Status

Initial Amount	26,000,000
Pending Changes	-
Total	26,000,000
Budgeted Contingency 3%	

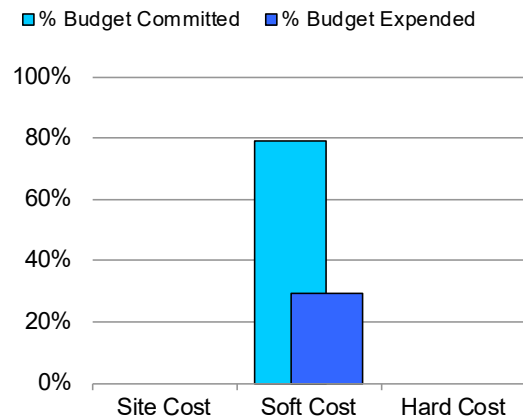
Committed Status

Initial Contracted AMT	3,908,374
Contract Changes	72,464 2%
Total	3,980,838
Budget Committed 15%	

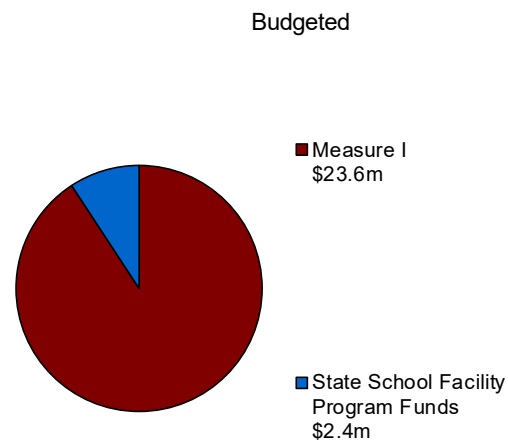
Expenditure Status

Paid	1,458,744
In Process for PMT	23,052
Total	1,481,796
Budget Expended 6%	

Progress



Funding Sources





Jefferson Elementary School

1522 W. Adams St. Santa Ana, CA 92704

Portable to Permanent (P2P) and Multi-Purpose Room (MPR)

Project Description

Jefferson Elementary School was built in 1965 and contains 12 portable classrooms that have been added over the years to address capacity needs. The project vision replaces portables with a permanent 2-story building, improves parking and circulation efficiency, and adds a multipurpose room (MPR) for the school and community use.

Architect:	Morrissey Associates, Inc.
DSA Status:	Increment One Approved; Increment II under Review
Project Status:	Construction Started June 2021
Measure I Budget:	\$ 24,500,000
Total Budget:	\$ 24,500,000

Status Summary

The construction is separated into two increments. Increment I bid was approved during the April 27, 2021 Board Meeting, and construction started in June 2021. Construction for Increment II is scheduled for October 2021.



Jefferson Elementary School

1522 W. Adams St. Santa Ana, CA 92704

Portable to Permanent (P2P) and Multi-Purpose Room (MPR)





Jefferson Elementary School

1522 W. Adams St. Santa Ana, CA 92704

Portable to Permanent (P2P) and Multi-Purpose Room (MRP)

Summary Status

Description	Budgeted	Committed	Expended
Site Cost	56,786	-	-
Soft Cost	6,497,285	4,561,557	1,327,823
Hard Cost	16,922,982	845,173	133,543
Contingency	1,022,947	-	-
Total	24,500,000	5,406,730	1,461,366
Budgeted Hard Cost 69%			

Budget Status

Initial Amount	24,500,000
Pending Changes	-
Total	24,500,000
Budgeted Contingency 4%	

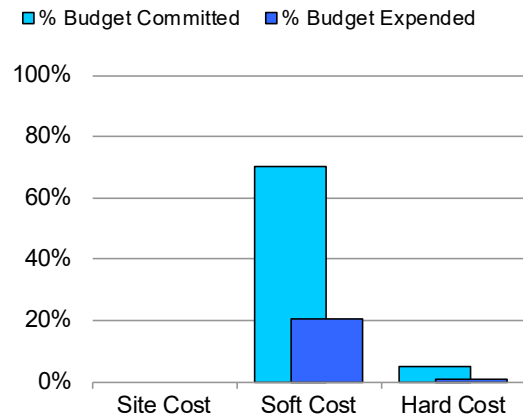
Committed Status

Initial Contracted AMT	6,281,084
Contract Changes	(1,268,477) -23%
Unencumbered Contract AMT	394,123
Total	5,406,730
Budget Committed 22%	

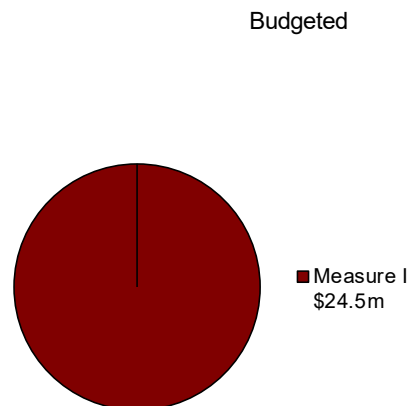
Expenditure Status

Paid	1,216,512
In Process for PMT	238,230
District Held Retentions	6,625
Total	1,461,366
Budget Expended 6%	

Progress



Funding Sources





District Wide

Various Sites

Furniture, Fixtures & Equipment

Project Description

Provide furniture or classroom technology in order to complete the Campus Optimization projects at Roosevelt-Walker Academy and at the Garfield Modernization and Muir Portable to Permanent (P2P) projects.

Project Status:	In Process
Measure I Budget:	\$903,100
Total Budget:	\$903,100

Status Summary

The Principals at Roosevelt-Walker, Garfield, and Muir provided feedback during the planning phase for the Campus Optimization projects. The Board directed staff to use bond funds to pay for the furniture and technology requested.



District Wide

Various Sites

Furniture, Fixtures & Equipment





District Wide

Various Sites

Furniture, Fixtures & Equipment

Summary Status

Description	Budgeted	Committed	Expended
Site Cost	-	-	-
Soft Cost	721,000	675,760	674,901
Hard Cost	100,000	-	-
Contingency	82,100	-	-
Total	903,100	675,760	674,901
Budgeted Hard Cost 11%			

Budget Status

Initial Amount	903,100
Pending Changes	-
Total	903,100
Budgeted Contingency 9%	

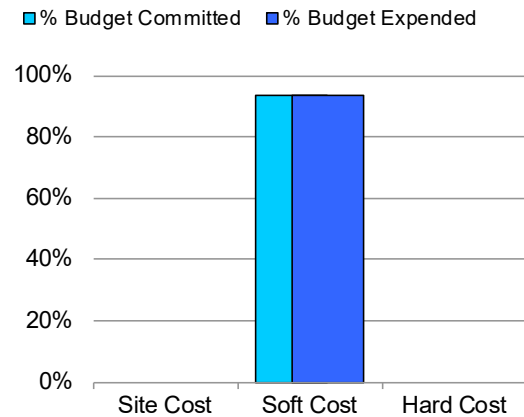
Committed Status

Initial Contracted AMT	675,760
Contract Changes	(0) 0%
Total	675,760
Budget Committed 75%	

Expenditure Status

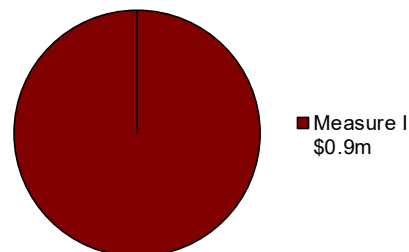
Paid	674,922
In Process for PMT	(21)
Total	674,901
Budget Expended 75%	

Progress



Funding Sources

Budgeted





District Wide

Various Sites

Marquee Installations

Phase II

Project Description

Electronic message board installations will be designed and installed at the following sites: Jefferson Elementary, Lincoln Elementary, Monte Vista Elementary, Roosevelt-Walker Academy, Taft Elementary, Wilson Elementary, Lorin Griset Academy, and Santa Ana High.

Architect:	Lionakis Architecture (proposed)
DSA Status:	Pending Submittal
Project Status:	Planning/Design
Measure I Budget	\$1,000,000
Total Budget:	\$1,000,000

Status Summary

The same architect from Phase I is proposed for Phase II, which may commence upon issuance of additional Measure I funding.



District Wide

Various Sites

Marquee Installations

Phase II

Summary Status

Description	Budgeted	Committed	Expended
Site Cost	-	-	-
Soft Cost	178,600	-	-
Hard Cost	735,000	-	-
Contingency	86,400	-	-
Total	1,000,000	-	-
Budgeted Hard Cost 74%			

Budget Status

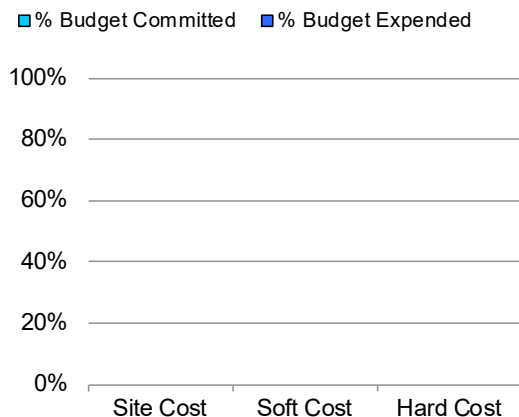
Initial Amount	1,000,000
Pending Changes	-
Total	1,000,000
Budgeted Contingency 9%	

Committed Status

Expended Status

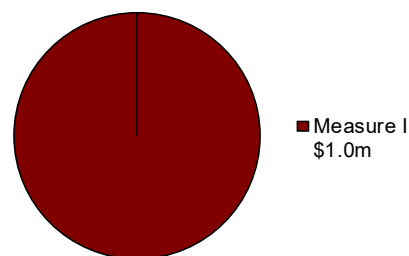
No Expenditures to report.

Progress



Funding Sources

Budgeted





Santa Ana High School

520 W. Walnut St. Santa Ana, CA 92701

Modernization

Project Description

Santa Ana High School was originally built in 1935. The project provides general modernization of the school's facilities, including a new attendance office and secure campus entry, new dance and music classrooms, new ADA accessible restrooms, and a new health office and wellness center.

Architect:	HMC Architects
Construction Manager:	Ledesma & Meyer Construction Co., Inc.
DSA Status:	Approved
Bidding & Award:	Pending State Bond Funds
Measure I Budget	\$6,259,505
Project Budget:	\$21,000,000

Status Summary

The project was State approved in late 2018 and is currently pending State matching funds, which are not anticipated until 2023 at the earliest. Once funds are allocated by the State Allocation Board, the District will begin bidding and preparation for construction.



Santa Ana High School

520 W. Walnut St. Santa Ana, CA 92701

Modernization





Santa Ana High School

520 W. Walnut St. Santa Ana, CA 92701

Modernization

Summary Status

Description	Budgeted	Committed	Expended
Site Cost	-	-	-
Soft Cost	3,969,880	2,140,495	1,573,167
Hard Cost	16,374,458	-	-
Contingency	655,662	-	-
Total	21,000,000	2,140,495	1,573,167
Budgeted Hard Cost 78%			

Budget Status

Initial Amount	21,000,000
Pending Changes	-
Total	21,000,000
Budgeted Contingency 3%	

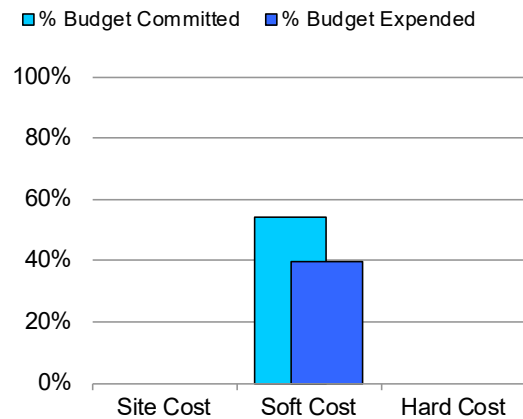
Committed Status

Initial Contracted AMT	690,745
Contract Changes	1,449,750 68%
Total	2,140,495
Budget Committed 10%	

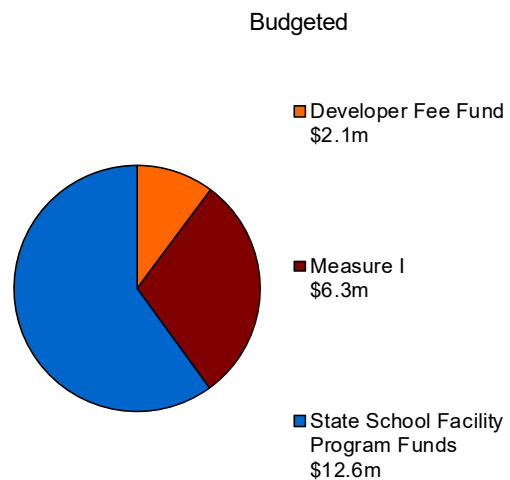
Expenditure Status

Paid	1,573,167
Total	1,573,167
Budget Expended 7%	

Progress



Funding Sources





Chavez High School

2128 S. Cypress Ave., Santa Ana, CA 92707

Modernization

Project Description

Chavez High School was originally built in 1991. The site has 12 classrooms. Modernization will address dated infrastructure and Americans with Disabilities Act (ADA) accessibility.

Architect:	Pending Board Approval
DSA Status:	Approved
Project Status:	Pending State Bond Funds
Measure I Budget	\$692,144
Total Budget:	\$2,239,954

Status Summary

The project was State approved in late 2018 and is currently pending State matching funds, which are not anticipated until 2023 at the earliest. Once funds are allocated by the State Allocation Board and architectural plans have been renewed, the District may begin bidding and preparation for construction.

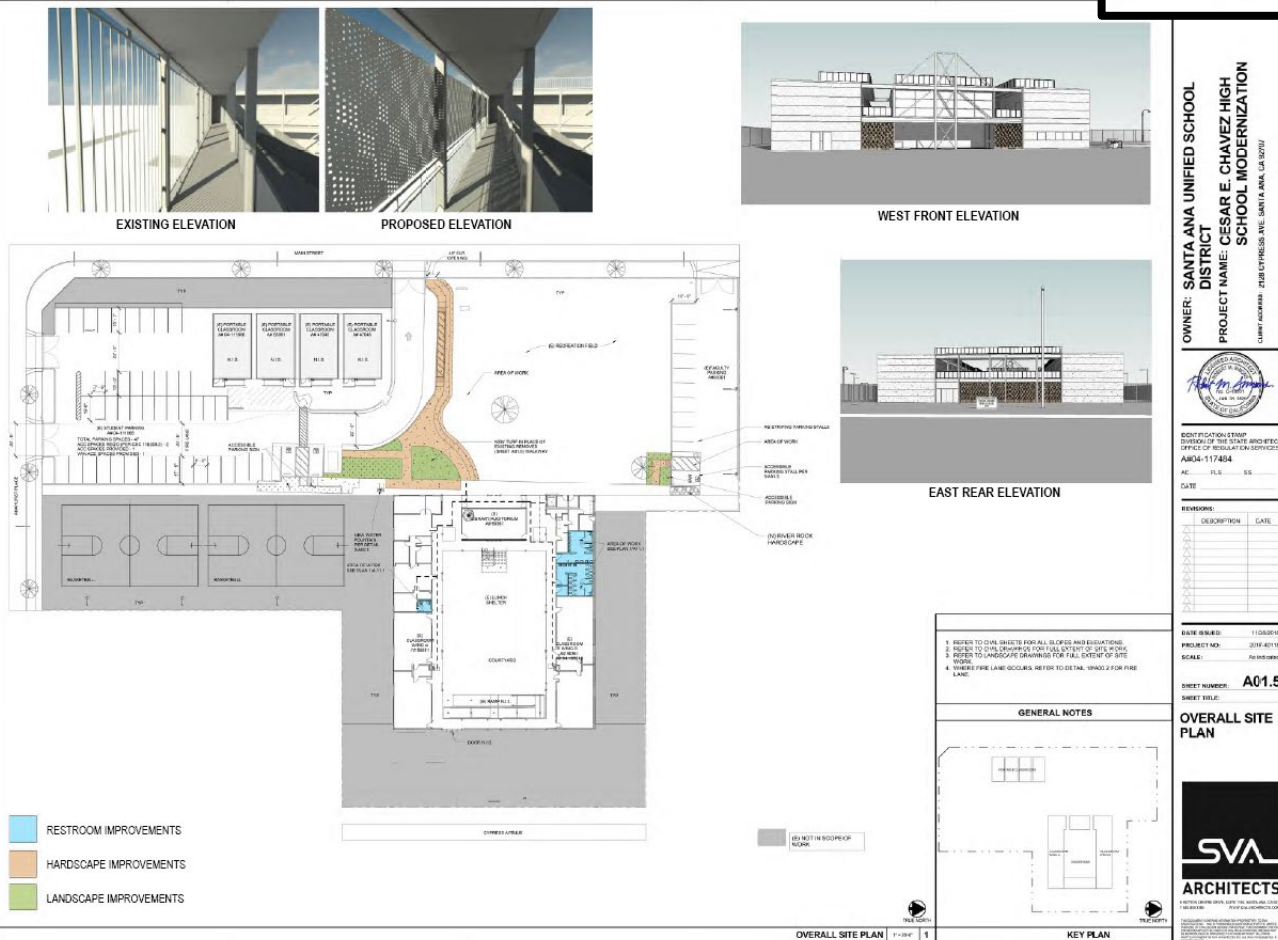


Chavez High School

2128 S. Cypress Ave., Santa Ana, CA 92707

Modernization

	RESTROOM IMPROVEMENTS
	HARDSCAPE IMPROVEMENTS
	LANDSCAPE IMPROVEMENTS





Chavez High School

2128 S. Cypress Ave., Santa Ana, CA 92707

Modernization

Summary Status

Description	Budgeted	Committed	Expended
Site Cost	-	-	-
Soft Cost	417,558	207,798	206,721
Hard Cost	1,528,769	-	-
Contingency	293,628	-	-
Total	2,239,954	207,798	206,721
Budgeted Hard Cost 68%			

Budget Status

Initial Amount	2,239,954
Pending Changes	-
Total	2,239,954
Budgeted Contingency 13%	

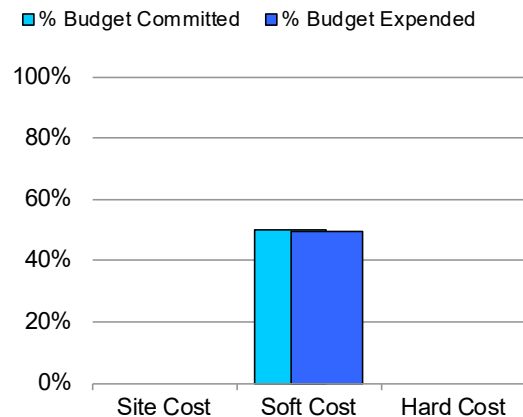
Committed Status

Initial Contracted AMT	264,140
Contract Changes	(56,342) -27%
Total	207,798
Budget Committed 9%	

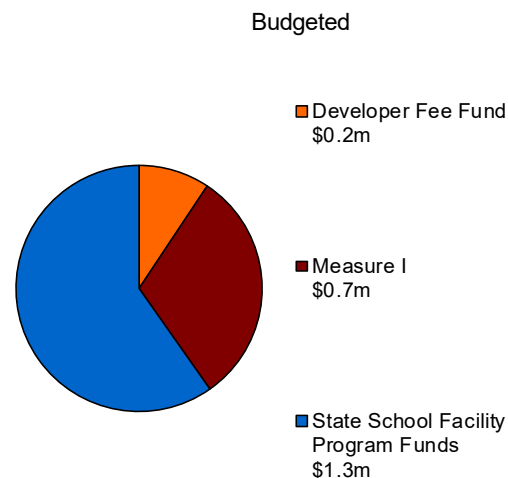
Expenditure Status

Paid	206,298
In Process for PMT	423
Total	206,721
Budget Expended 9%	

Progress



Funding Sources





Davis Elementary School

1405 French St. Santa Ana, CA 92701

Modernization

Project Description

Davis Elementary School was originally built in 1957. The site has 33 classrooms. Modernization will address dated infrastructure and Americans with Disabilities Act (ADA) accessibility.

Architect:	Pending Board Approval
DSA Status:	Approved
Project Status:	Pending State Bond Funds
Measure I Budget:	\$1,745,343
Total Budget:	\$5,647,960

Status Summary

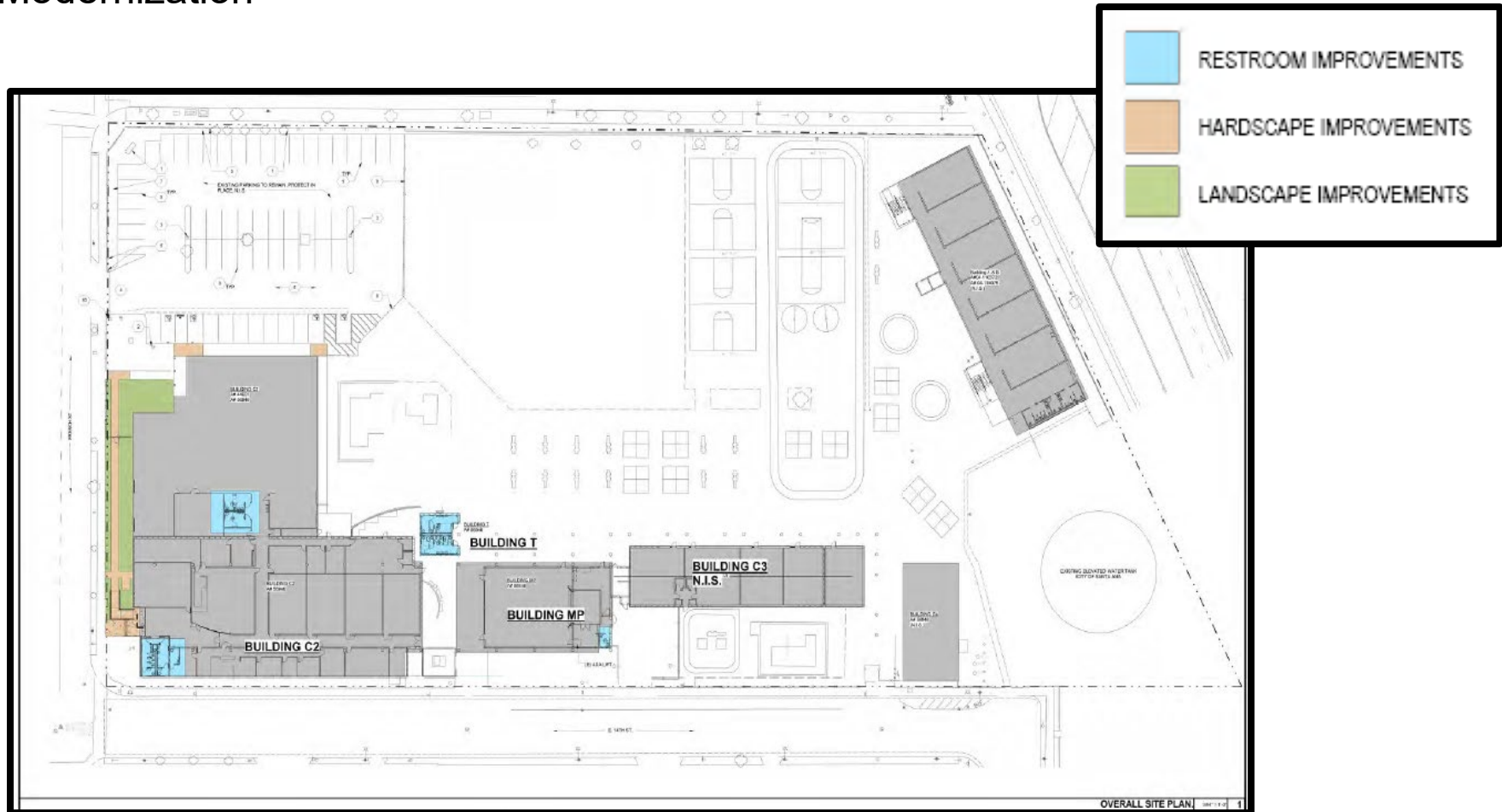
The project was State approved in late 2018 and is currently pending State matching funds, which are not anticipated until 2023 at the earliest. Once funds are allocated by the State Allocation Board and architectural plans have been renewed, the District may begin bidding and preparation for construction.



Davis Elementary School

1405 French St. Santa Ana, CA 92701

Modernization





Davis Elementary School

1405 French St. Santa Ana, CA 92701

Modernization

Summary Status

Description	Budgeted	Committed	Expended
Site Cost	-	-	-
Soft Cost	988,819	416,769	415,692
Hard Cost	3,854,733	47,000	47,000
Contingency	804,408	-	-
Total	5,647,960	463,769	462,692
Budgeted Hard Cost 68%			

Budget Status

Initial Amount	5,647,960
Pending Changes	-
Total	5,647,960
Budgeted Contingency 14%	

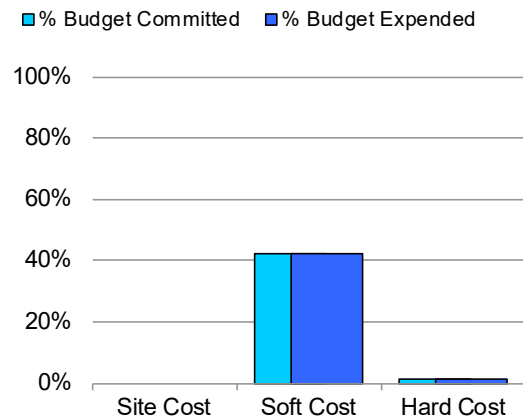
Committed Status

Initial Contracted AMT	392,791	
Contract Changes	70,978	15%
Total	463,769	
Budget Committed 8%		

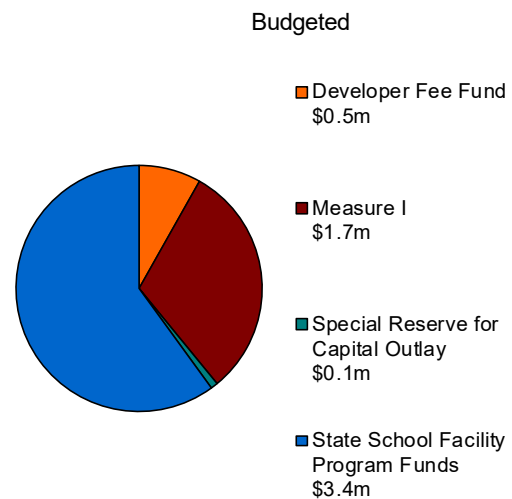
Expenditure Status

Paid	462,269
In Process for PMT	423
Total	462,692
Budget Expended 8%	

Progress



Funding Sources





Heninger K-8 School

417 W. Walnut Ave. Santa Ana, CA 92701

Modernization

Project Description

Heninger K-8 School was built in 1992. The site has 41 classrooms. Modernization will address dated infrastructure and ADA accessibility.

Architect:	Pending Board Approval
DSA Status:	Approved
Project Status:	Pending State Bond Funds
Measure I Budget:	\$1,997,496
Total Budget:	\$6,266,307

Status Summary

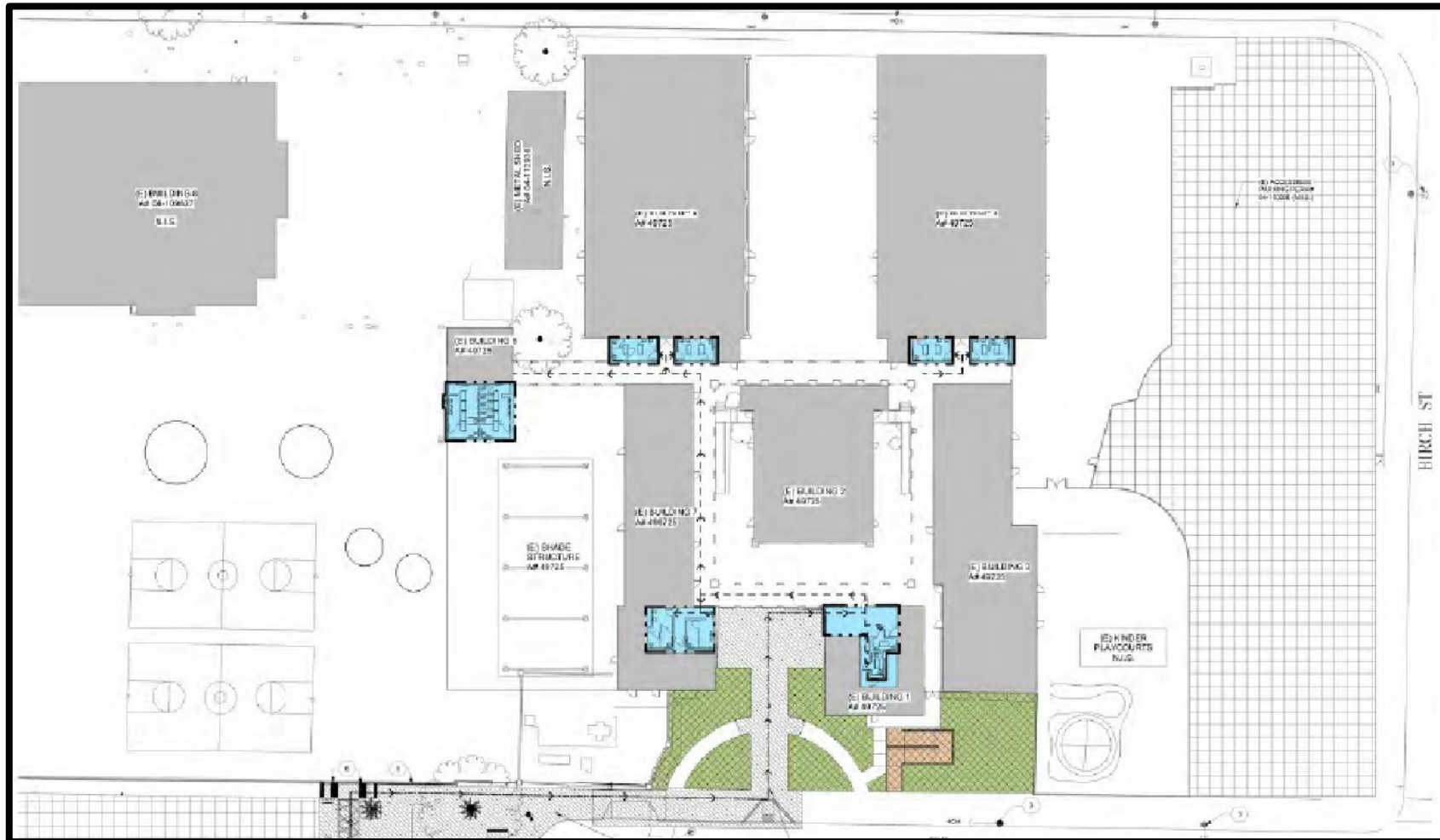
The project was State approved in late 2018 and is currently pending State matching funds, which are not anticipated until 2023 at the earliest. Once funds are allocated by the State Allocation Board and architectural plans have been renewed, the District may begin bidding and preparation for construction.



Heninger K-8 School

417 W. Walnut Ave. Santa Ana, CA 92701

Modernization





Heninger K-8 School

417 W. Walnut Ave. Santa Ana, CA 92701

Modernization

Summary Status

Description	Budgeted	Committed	Expended
Site Cost	-	-	-
Soft Cost	992,923	432,872	431,795
Hard Cost	4,276,755	-	-
Contingency	996,630	-	-
Total	6,266,307	432,872	431,795
Budgeted Hard Cost 68%			

Budget Status

Initial Amount	6,266,307
Pending Changes	-
Total	6,266,307
Budgeted Contingency 16%	

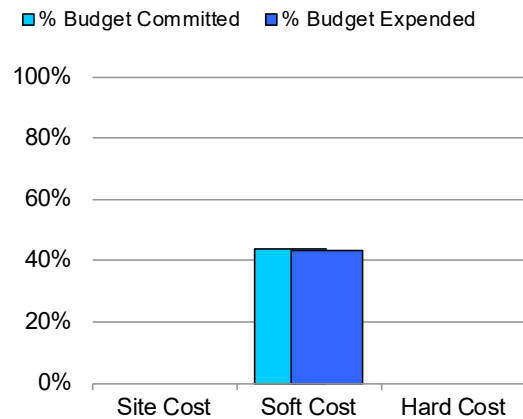
Committed Status

Initial Contracted AMT	548,815
Contract Changes	(115,943) -27%
Total	432,872
Budget Committed 7%	

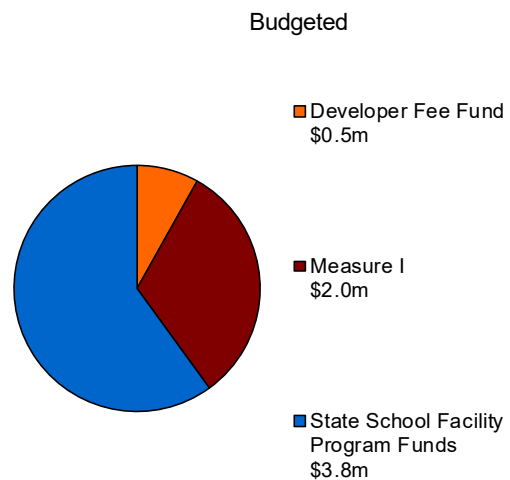
Expenditure Status

Paid	431,372
In Process for PMT	423
Total	431,795
Budget Expended 7%	

Progress



Funding Sources





Kennedy Elementary School

1300 E. McFadden Ave. Santa Ana, CA 92705

Modernization

Project Description

Kennedy Elementary School was originally built in 1990. The site has 46 classrooms. Modernization will address dated infrastructure and ADA accessibility.

Architect:	Pending Board Approval
DSA Status:	Approved
Project Status:	Pending State Bond Funds
Measure I Budget:	\$1,657,094
Total Budget:	\$5,222,614

Status Summary

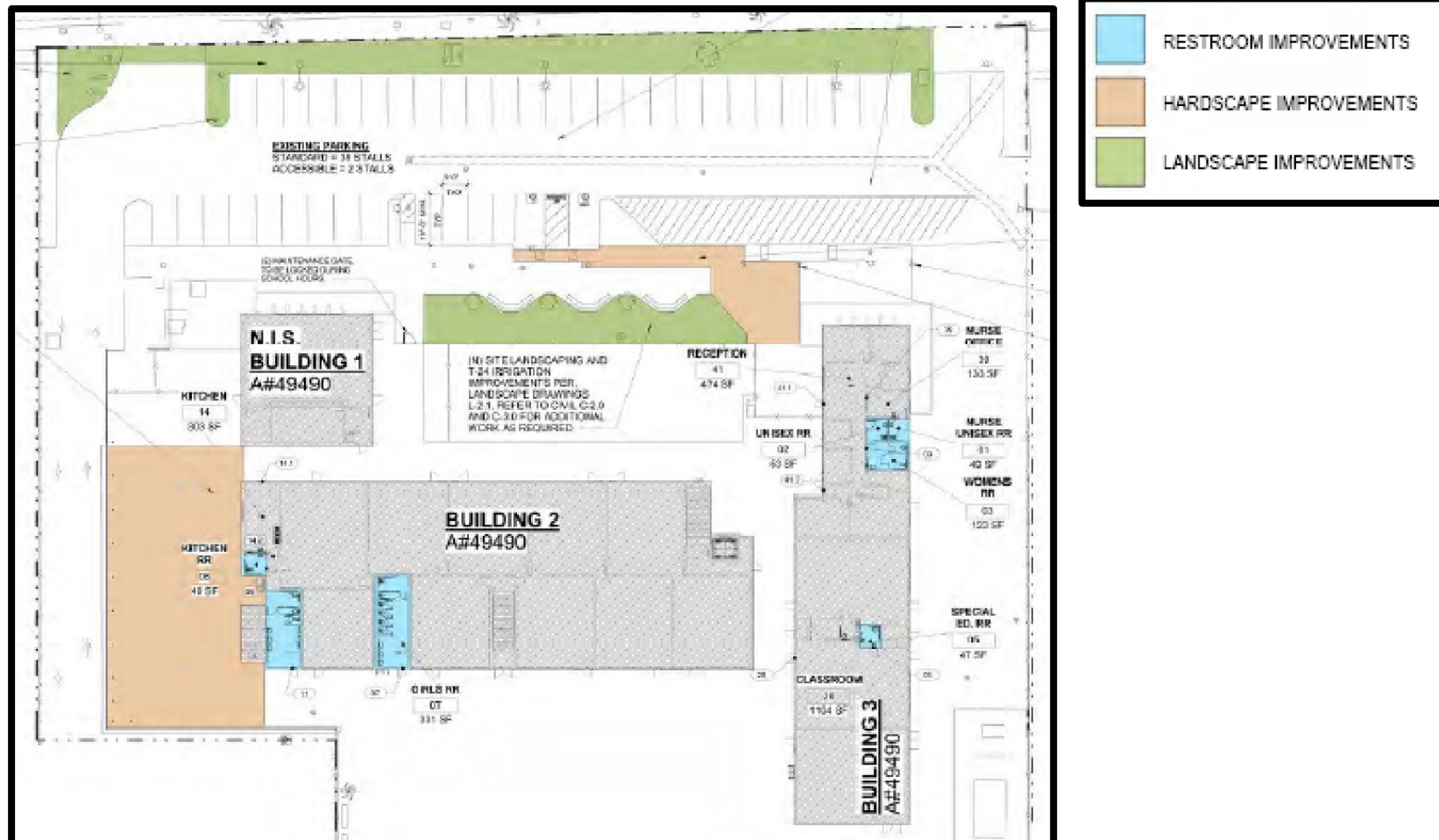
The project was State approved in late 2018 and is currently pending State matching funds, which are not anticipated until 2023 at the earliest. Once funds are allocated by the State Allocation Board and architectural plans have been renewed, the District may begin bidding and preparation for construction.



Kennedy Elementary School

1300 E. McFadden Ave. Santa Ana, CA 92705

Modernization





Kennedy Elementary School

1300 E. McFadden Ave. Santa Ana, CA 92705

Modernization

Summary Status

Description	Budgeted	Committed	Expended
Site Cost	-	-	-
Soft Cost	917,587	374,370	373,293
Hard Cost	3,564,434	-	-
Contingency	740,593	-	-
Total	5,222,614	374,370	373,293
Budgeted Hard Cost 68%			

Budget Status

Initial Amount	5,222,614
Pending Changes	-
Total	5,222,614
Budgeted Contingency 14%	

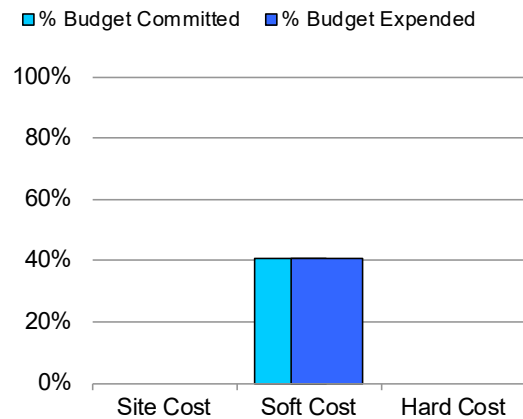
Committed Status

Initial Contracted AMT	313,540	
Contract Changes	60,830	16%
Total	374,370	
Budget Committed 7%		

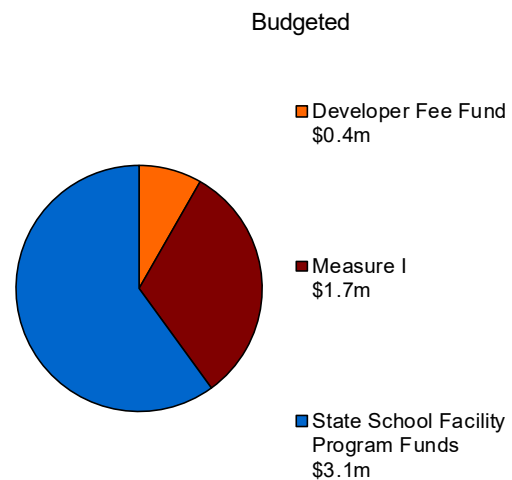
Expenditure Status

Paid	372,870
In Process for PMT	423
Total	373,293
Budget Expended 7%	

Progress



Funding Sources





Pio Pico Elementary School

931 W. Highland St. Santa Ana, CA 92705

Modernization

Project Description

Pio Pico Elementary School was originally built in 1991. The site has 22 classrooms. Modernization will address dated infrastructure and ADA accessibility.

Architect:	Pending Board Approval
DSA Status:	Approved
Project Status:	Pending State Bond Funds
Measure I Budget:	\$1,910,342
Project Budget:	\$6,012,773

Status Summary

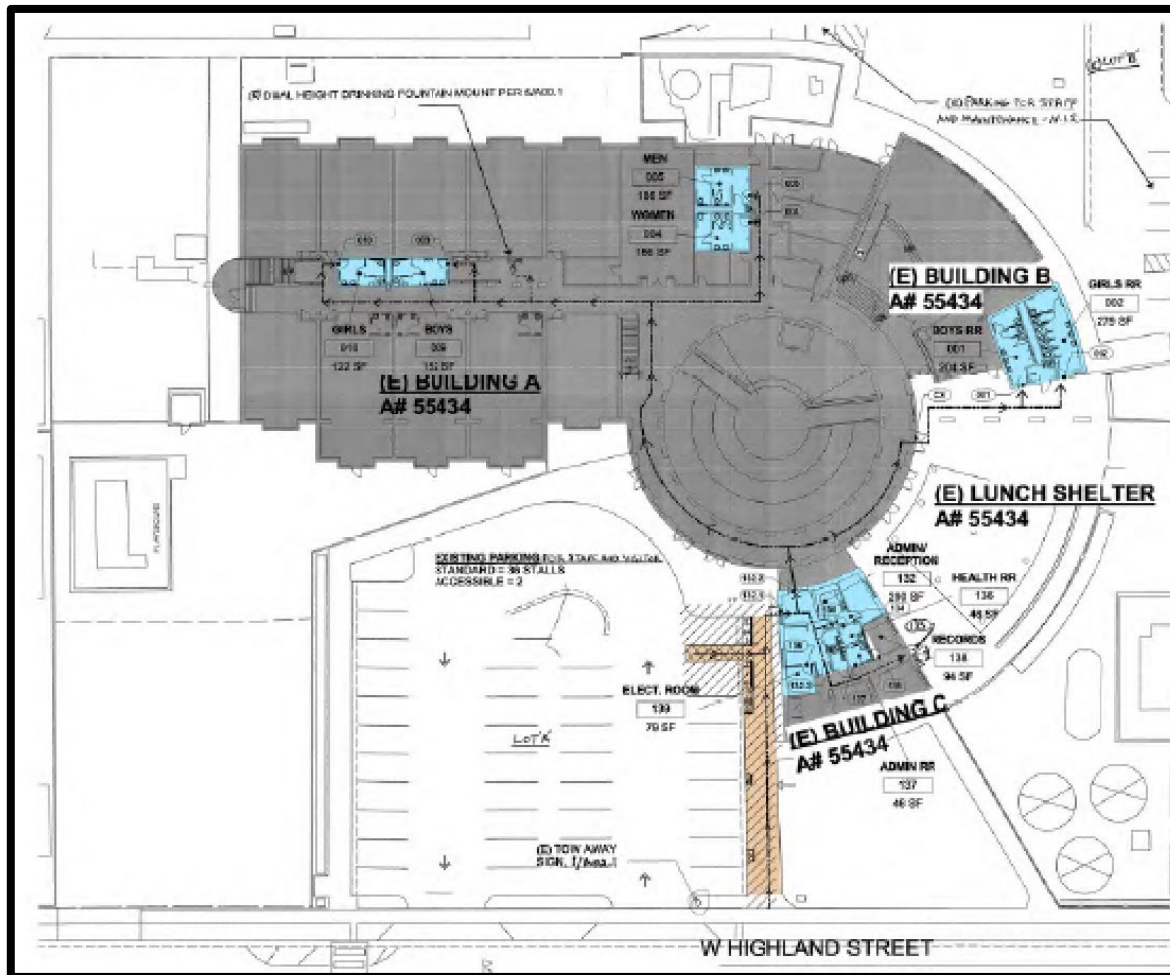
The project was State approved in late 2018 and is currently pending State matching funds, which are not anticipated until 2023 at the earliest. Once funds are allocated by the State Allocation Board and architectural plans have been renewed, the District may begin bidding and preparation for construction.



Pio Pico Elementary School

931 W. Highland St. Santa Ana, CA 92705

Modernization





Pio Pico Elementary School

931 W. Highland St. Santa Ana, CA 92705

Modernization

Summary Status

Description	Budgeted	Committed	Expended
Site Cost	-	-	-
Soft Cost	1,054,150	427,655	426,578
Hard Cost	4,103,718	-	-
Contingency	854,905	-	-
Total	6,012,773	427,655	426,578
Budgeted Hard Cost 68%			

Budget Status

Initial Amount	6,012,773
Pending Changes	-
Total	6,012,773
Budgeted Contingency 14%	

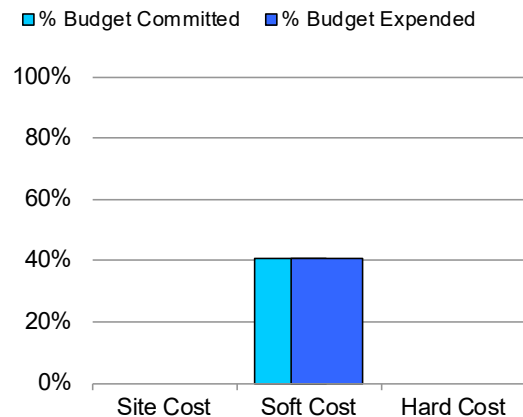
Committed Status

Initial Contracted AMT	352,367	
Contract Changes	75,288	18%
Total	427,655	
Budget Committed 7%		

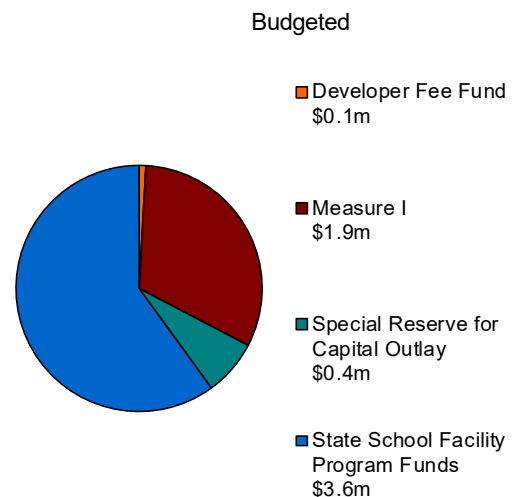
Expenditure Status

Paid	426,155
In Process for PMT	423
Total	426,578
Budget Expended 7%	

Progress



Funding Sources





Walker Elementary School

811 E. Bishop Ave. Santa Ana, CA 92707

Modernization

Project Description

Walker Elementary School was originally built in 1993. The site has 23 classrooms. Modernization will address dated infrastructure and Americans with Disabilities Act (ADA) accessibility.

Architect:	Pending Board Approval
DSA Status:	Approved
Project Status:	Pending State Bond Funds
Measure I Budget:	\$1,172,190
Total Budget:	\$3,740,956

Status Summary

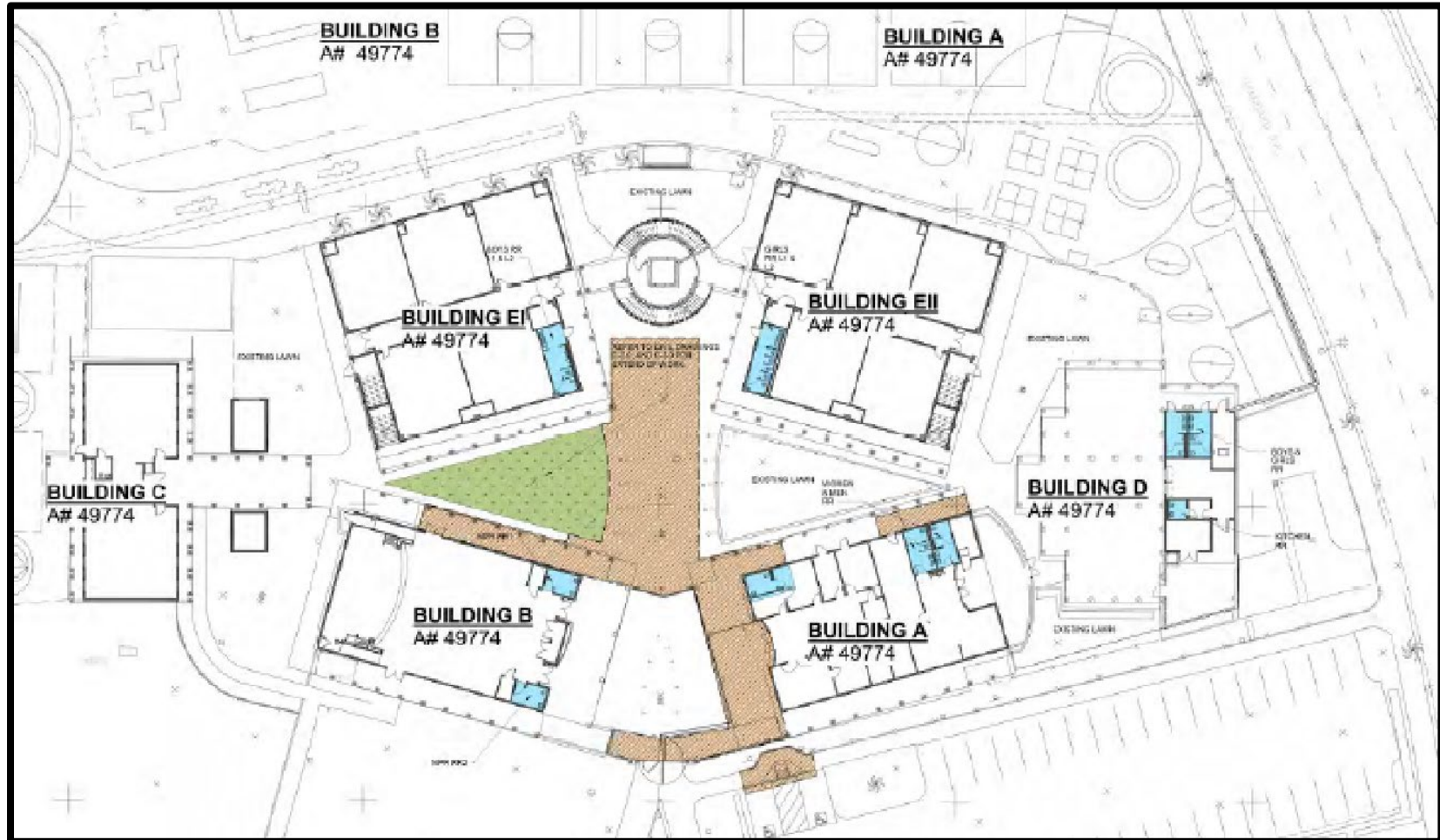
The project was State approved in early 2019 and is currently pending State matching funds, which are not anticipated until 2023 at the earliest. In August 2020, Walker Elementary became the Interim Housing Site for modernization projects and Walker Elementary students were merged with Roosevelt which was renamed Roosevelt-Walker Academy to reflect the merger. Accordingly, staff will evaluate options to utilize any State funds upon receipt in a way that contributes to the new use of the campus.



Walker Elementary School

811 E. Bishop Ave. Santa Ana, CA 92707

Modernization





Walker Elementary School

811 E. Bishop Ave. Santa Ana, CA 92707

Modernization

Summary Status

Description	Budgeted	Committed	Expended
Site Cost	-	-	-
Soft Cost	508,034	294,277	293,201
Hard Cost	2,998,738	-	-
Contingency	234,184	-	-
Total	3,740,956	294,277	293,201
Budgeted Hard Cost 80%			

Budget Status

Initial Amount	3,740,956
Pending Changes	-
Total	3,740,956
Budgeted Contingency 6%	

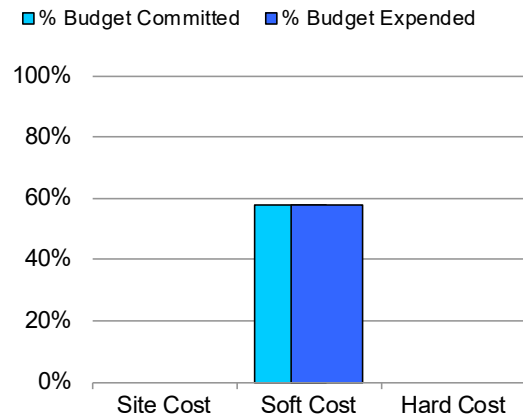
Committed Status

Initial Contracted AMT	344,730
Contract Changes	(50,453) -17%
Total	294,277
Budget Committed 8%	

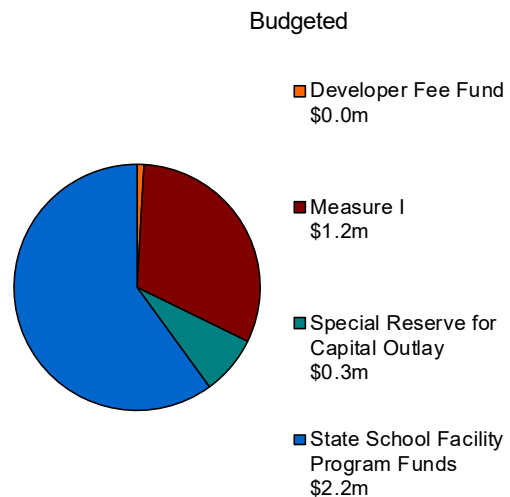
Expenditure Status

Paid	292,777
In Process for PMT	423
Total	293,201
Budget Expended 8%	

Progress



Funding Sources





Villa Fundamental Intermediate School

1441 E. Chestnut Ave. Santa Ana, CA 92701

Modernization

Project Description

Villa Fundamental Intermediate School was built in 1998. Modernization will provide new science labs, a new front entry and office, expanded lunch shelter, new HVAC system, Americans with Disabilities Act (ADA) access improvements, and infrastructure upgrades.

Architect:	Baker Nowicki Design Studio
DSA Status:	Approved
Project Status:	Awaiting State Funding
Measure I Budget:	\$8,307,980
Total Budget:	\$16,399,600

Status Summary


The project was State approved in early July 2019. The Board directed staff to accelerate a portion of the project to address safety, through additional drop-off lanes and an expanded parking lot, which were completed in August 2019. An addendum to the plans reflecting these changes has been approved by DSA. Once State matching funds are allocated by the State Allocation Board, the District may begin bidding and preparation for construction of the campus modernization.



Villa Fundamental Intermediate School

1441 E. Chestnut Ave. Santa Ana, CA 92701

Modernization





Villa Fundamental Intermediate School

1441 E. Chestnut Ave. Santa Ana, CA 92701

Modernization

Summary Status

Description	Budgeted	Committed	Expended
Site Cost	-	-	-
Soft Cost	2,709,708	1,449,282	1,097,032
Hard Cost	11,192,727	-	-
Contingency	2,497,165	-	-
Total	16,399,600	1,449,282	1,097,032
Budgeted Hard Cost 68%			

Budget Status

Initial Amount	16,399,600
Pending Changes	-
Total	16,399,600
Budgeted Contingency 15%	

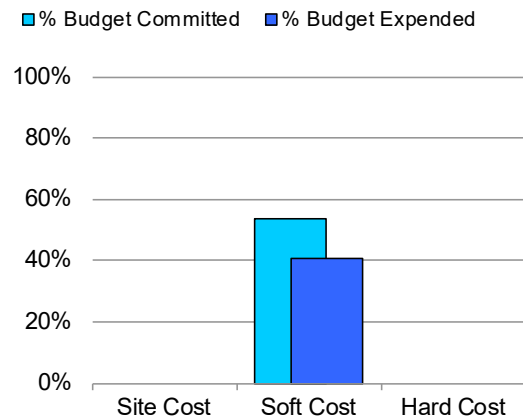
Committed Status

Initial Contracted AMT	1,030,006	
Contract Changes	419,276	29%
Total	1,449,282	
Budget Committed 9%		

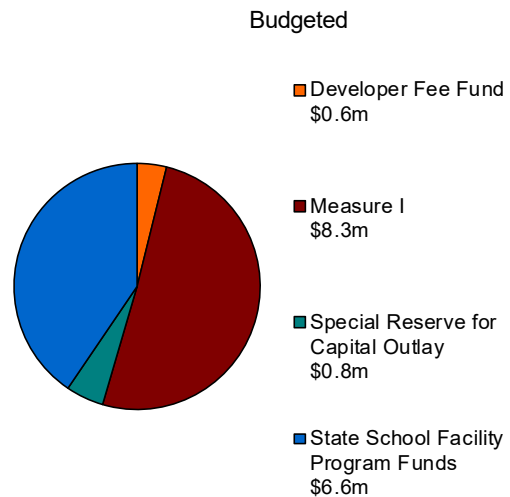
Expenditure Status

Paid	1,097,032
Total	1,097,032
Budget Expended 7%	

Progress



Funding Sources





Godinez Fundamental High School

3002 Centennial Rd. Santa Ana, CA 92704

Aquatic Facility

Project Description

Godinez High School was originally built in 2003 without aquatic facilities equitable to other comprehensive high schools. This project will provide a competition style aquatic center for school and community use.

Architect:	Pending
DSA Status:	Pending Submittal
Project Status:	Pending Board Approval of Architect
Measure I Budget:	\$7,000,000
Total Budget:	\$7,000,000*
*Staff have recommended future Board consideration to increase total Budget to \$13,000,000.	

Status Summary

The architect contract was approved by the Board at the July 27, 2021 Board Meeting. The kick off meeting is scheduled for August 9, 2021. Currently, the tentative DSA submittal date is August 31, 2021.



Godinez Fundamental High School

3002 Centennial Rd. Santa Ana, CA 92704

Aquatic Facility





Godinez Fundamental High School

3002 Centennial Rd. Santa Ana, CA 92704

Aquatic Facility

Summary Status

Description	Budgeted	Committed	Expended
Site Cost	-	-	-
Soft Cost	1,160,250	-	-
Hard Cost	4,777,500	-	-
Contingency	1,062,250	-	-
Total	7,000,000	-	-
Budgeted Hard Cost 68%			

Budget Status

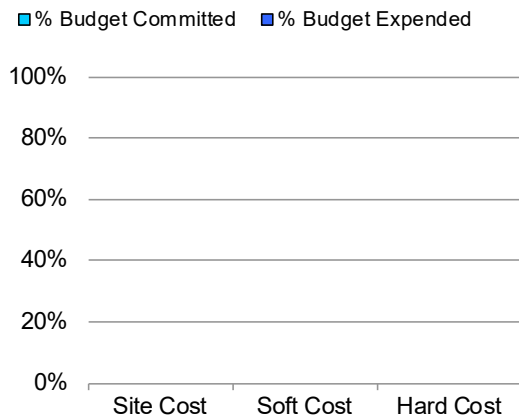
Initial Amount	7,000,000
Pending Changes	-
Total	7,000,000
Budgeted Contingency 15%	

Committed Status

Expended Status

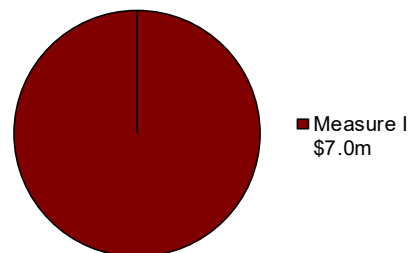
No Expenditures to report.

Progress



Funding Sources

Budgeted





Advanced Learning Academy

Former Hoover Elementary and Former Walker Elementary

408 E. Santa Clara Ave. Santa Ana, CA 92706/811 E Bishop St., Santa Ana, CA 92701

Optimization – Repurposing of Sites

Project Description

Upon the merger of Hoover Elementary with Sierra Intermediate, the prior Hoover campus is to be repurposed to house Advanced Learning Academy (ALA). Funds will be used to retrofit the campus for this purpose. Likewise, upon the merger of Walker and Roosevelt, the prior Walker campus is to be repurposed to house the ALA High School. Funds will also be used to retrofit this campus.

Architect:	Morrissey Associates Inc.
DSA Status:	N/A
Project Status:	Construction Started in June 2021
Measure I Budget:	\$2,000,000
Total Budget:	\$2,000,000

Status Summary

Staff met with the Principal, teachers, and architect to develop a phased scope outline for ALA. Phase I at former Hoover includes the repainting of the interior and exterior, removing two walls, and replacing the carpet in the administration area. Renovation was complete in late July of 2021.



Advanced Learning Academy

Former Hoover Elementary and Former Walker Elementary

408 E. Santa Clara Ave. Santa Ana, CA 92706/811 E Bishop St., Santa Ana, CA 92701

Optimization – Repurposing of Sites





Advanced Learning Academy

Former Hoover Elementary and Former Walker Elementary

408 E. Santa Clara Ave. Santa Ana, CA 92706/811 E Bishop St., Santa Ana, CA 92701

Optimization – Repurposing of Sites

Summary Status

Description	Budgeted	Committed	Expended
Site Cost	-	-	-
Soft Cost	358,100	-	-
Hard Cost	1,480,000	-	-
Contingency	161,900	-	-
Total	2,000,000	-	-
Budgeted Hard Cost 74%			

Budget Status

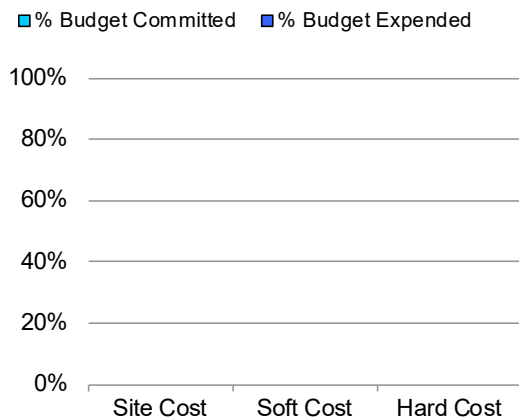
Initial Amount	2,000,000
Pending Changes	-
Total	2,000,000
Budgeted Contingency 8%	

Committed Status

Expended Status

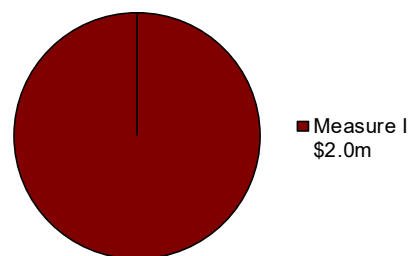
No Expenditures to report.

Progress



Funding Sources

Budgeted





Roosevelt-Walker Academy

501 S. Halladay St. Santa Ana, CA 92701

Optimization – Interior Upgrades

Project Description

Phase I of the District's Optimization Program resulted in the merger of Roosevelt and Walker Elementaries into one school. Funds would be used to accelerate improvements long planned for the oldest building to provide improved learning environments by adding doors to all classrooms.

Architect:	LPA, Inc.
DSA Status:	Pending Approval
Project Status:	Pending DSA Approval
Measure I Budget:	\$750,000
Total Budget:	\$750,000

Status Summary

The architect submitted the plans to DSA for approval on July 29, 2021. Staff has proposed a tentative bid schedule starting in September 2021.



Roosevelt-Walker Academy

501 S. Halladay St. Santa Ana, CA 92701

Optimization – Interior Upgrades

Summary Status

Description	Budgeted	Committed	Expended
Site Cost	-	-	-
Soft Cost	103,388	85,388	18,996
Hard Cost	600,000	-	-
Contingency	46,612	-	-
Total	750,000	85,388	18,996
Budgeted Hard Cost 80%			

Budget Status

Initial Amount	750,000
Pending Changes	-
Total	750,000
Budgeted Contingency 6%	

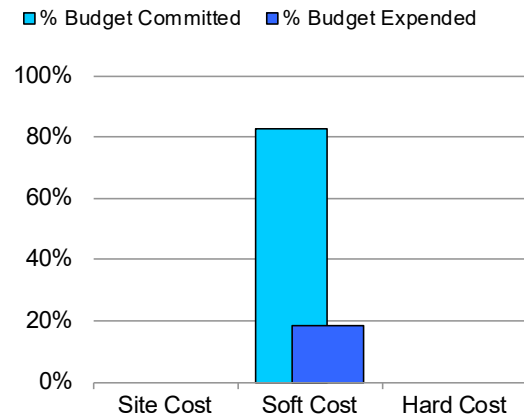
Committed Status

Initial Contracted AMT	80,388
Contract Changes	5,000
Total	85,388
Budget Committed 11%	

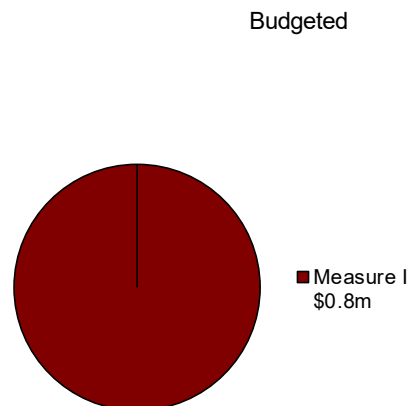
Expenditure Status

Paid	3,780
In Process for PMT	15,216
Total	18,996
Budget Expended 3%	

Progress



Funding Sources





Madison Elementary School

1124 E. Hobart St. Santa Ana, CA 92707

Expansion and Kindergarten Playground Relocation

Project Description

The scope of work is an expansion of the Parking/Drop off along Hobart Street to the west and will connect with the existing parking lot to the east. This will require the complete demolition of the Hardcourts/Kinder Playground located on the western side of the campus. The new Parking Drop Off will connect with the existing parking/drop off to the east and south along S. Standard Avenue and a new Plaza/Entry court will be incorporated east of Building B per the FMP.

Architect: LPA (pending)
DSA Status: N/A
Project Status: Pending Board Approval
Measure I Budget: \$2,000,000
Total Budget: \$2,000,000

Status Summary

An architect has been selected pending Board approval at the August 10, 2021 meeting.



Madison Elementary School

1124 E. Hobart St. Santa Ana, CA 92707

Expansion and Kindergarten Playground Relocation

Summary Status

Description	Budgeted	Committed	Expended
Site Cost	-	-	-
Soft Cost	358,100	-	-
Hard Cost	1,480,000	-	-
Contingency	161,900	-	-
Total	2,000,000	-	-
Budgeted Hard Cost 74%			

Budget Status

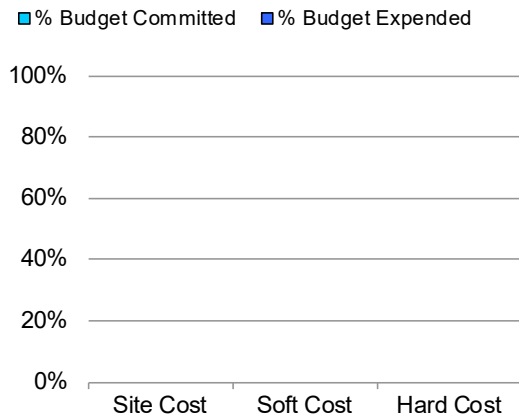
Initial Amount	2,000,000
Pending Changes	-
Total	2,000,000
Budgeted Contingency 8%	

Committed Status

Expended Status

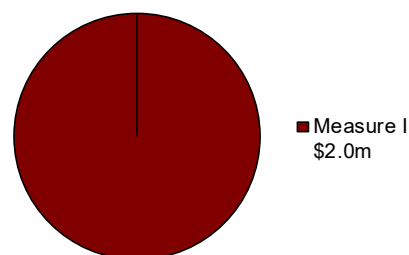
No Expenditures to report.

Progress



Funding Sources

Budgeted





Saddleback High School

2802 S Flower St. Santa Ana, CA 92707

CTE Media Lab

Project Description

The Saddleback High School Media Lab remodeling will deliver an enhanced learning environment for 21st Century technology. The project reimagines the Media Lab and combines a Fly-In Studio and Broadcast Studio to maximize space flexibility and long-term production. The Media Lab will be a state-of-the-art space with design inspiration from YouTube Space.

Architect: Westgroup Designs Inc.

DSA Status: Pending

Project Status: in Process

Measure I Budget: \$1,500,000

Total Budget: \$3,000,000

Status Summary

The District was awarded a CTE matching grant in 2021 for a new Digital Media Lab at Saddleback High School. The project team started bi-weekly meetings in June 2021 with an expected DSA submittal date of November 2021.



Saddleback High School

2802 S Flower St. Santa Ana, CA 92707

CTE Media Lab

Summary Status

Description	Budgeted	Committed	Expended
Site Cost	-	-	-
Soft Cost	739,333	262,500	20,855
Hard Cost	2,260,667	-	-
Contingency	-	-	-
Total	3,000,000	262,500	20,855
Budgeted Hard Cost 75%			

Budget Status

Initial Amount	3,000,000
Pending Changes	-
Total	3,000,000
Budgeted Contingency 0%	

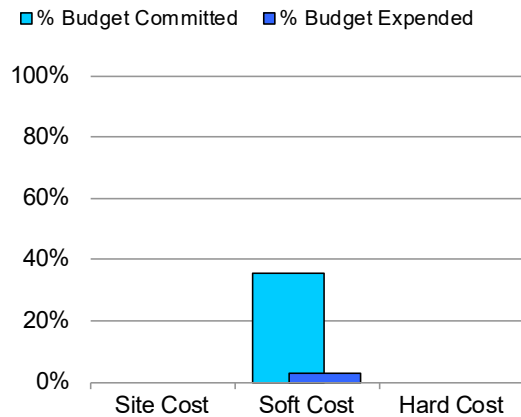
Committed Status

Initial Contracted AMT	262,500
Contract Changes	- 0%
Total	262,500
Budget Committed 9%	

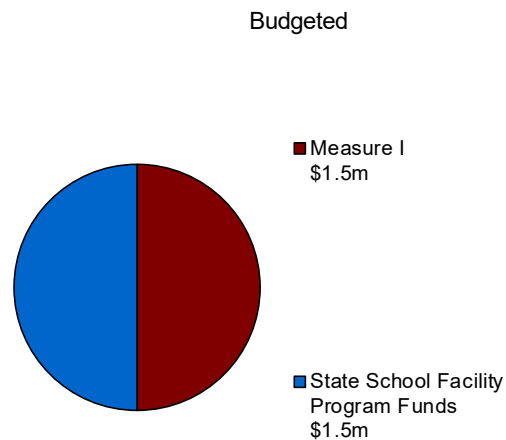
Expenditure Status

In Process for PMT	20,855
Total	20,855
Budget Expended 1%	

Progress



Funding Sources





MEASURE I PROGRAM EXECUTIVE SUMMARY

Project	Measure I Budget	Commitments to date	Expenditures to date	Remaining Against Budget	%	Declining Balance
Measure I First Issuance (Series A)						59,503,000
Measure I Second Issuance (Series B)						78,637,607
<i>Estimated Interest Revenue</i>						<i>2,869,466</i>
<i>Estimated State Funding Reimbursement for Carver, Garfield and King MOD</i>						<i>7,224,825</i>
Total Available Fund						148,234,898
✓ Santa Ana High - CTE Media Arts Lab/Library	47,734	47,733	47,733	0	0%	148,187,164
Carver Elementary -P2P	24,543	24,543	24,543	-	-	148,162,621
Muir Fundamental - P2P	43,600	43,600	43,600	0	0%	148,119,021
✓ Carver Elementary - Modernization	6,862,245	6,630,223	6,607,040	255,205	4%	141,256,776
✓ Garfield Elementary - Modernization	7,669,956	6,910,737	6,765,008	904,948	12%	133,586,820
✓ King Elementary - Modernization	6,592,852	6,279,636	4,306,769	2,286,083	35%	126,993,968
✓ Saddleback High - Interim and New Kitchen	5,211,505	4,611,329	4,044,989	1,166,516	22%	121,782,463
✓ Heninger Elementary - K-8 Music Expansion	2,472,154	2,414,614	2,385,810	86,344	3%	119,310,309
District Wide - Marquee (phase I)	1,000,000	932,811	613,498	386,502	39%	118,310,309
✓ District Wide - Single Point of Entry/Security (Current)	4,641,115	496,997	424,835	4,216,280	91%	113,669,194
Jackson Elementary - Preschool Lab & Playground	1,881,565	1,599,577	1,599,577	281,988	15%	111,787,629
✓ Washington Elementary - Modernization	5,677,941	8,739,107	938,131	4,739,810	83%	106,109,688
Washington Elementary - Reconstruction (Part 1)	16,658,280	3,480,247	1,351,932	15,306,348	92%	89,451,408
Saddleback High - Sports Center (Part 1)	10,994,090	2,980,877	914,131	10,079,959	92%	78,457,318
✓ Valley High - CTE Automotive	4,500,000	1,279,699	600,192	3,899,808	87%	73,957,318
✓ Valley High - CTE Culinary Arts	4,500,000	1,451,284	715,095	3,784,905	84%	69,457,318
Valley High - Auditorium Renovation (Part 1)	10,600,000	3,980,838	1,481,796	9,118,204	86%	58,857,318
Jefferson Elementary - P2P/MPR/Parking (Part 1)	12,500,000	5,012,607	1,461,366	11,038,634	88%	46,357,318
Walker Elementary - Optimization Swing Space	1,788,970	1,727,885	1,584,497	204,473	11%	44,568,348
McFadden Intermediate - Optimization K-8 Conversion & Restroom	8,848,448	7,749,721	6,584,045	2,264,403	26%	35,719,900
Sierra Intermediate - Optimization K8 Conversion & Restroom	7,308,685	5,543,822	4,891,974	2,416,711	33%	28,411,215
Romero-Cruz Academy -Kinder & Playground Expansion	2,344,417	1,934,274	197,234	2,147,183	92%	26,066,798
District Wide - Furniture Fixtures & Equipment	903,100	675,760	674,901	228,199	25%	25,163,698
✓ Century High - Modernization	4,879,722	3,796,635	1,638,210	3,241,512	66%	20,283,976
✓ Century High - CTE Grant Match	1,500,000	-	-	1,500,000	100%	18,783,976
District Wide - Marquee (phase II)	1,000,000	-	-	1,000,000	100%	17,783,976
✓ Saddleback High - CTE Media Lab (Pre-construction)	300,000	262,500	20,855	279,145	93%	17,483,976
Godinez Fundamental High - Aquatic Facility (Pre-construction)	700,000	-	-	700,000	100%	16,783,976
Measure I Reimbursement to other Funds - Board Resolution 10/7/20	7,795,417	-	-	7,795,417	100%	8,988,559
Measure I Program Management (18/19 to 20/23)	4,570,000	2,064,010	2,029,792	2,540,208	56%	4,418,559
Measure I Program Reserves (18/19 to 20/23)	6,000,000	-	-	6,000,000	100%	(1,581,441)



MEASURE I PROGRAM EXECUTIVE SUMMARY

Project	Measure I Budget	Commitments to date	Expenditures to date	Remaining Against Budget	%	Declining Balance
Measure I Third Issuance (Series C): \$92,000,000						
	(92,000,000)					90,418,559
Washington Elementary - Reconstruction (Part 2)	7,000,000	-	-	7,000,000	100%	83,418,559
Saddleback High - Sports Center (Part 2)	7,000,000	-	-	7,000,000	100%	76,418,559
Valley High - Auditorium Renovation (Part 2)	13,000,000	-	-	13,000,000	100%	63,418,559
Jefferson Elementary - P2P/MPR/Parking (Part 2)	12,000,000	-	-	12,000,000	100%	51,418,559
✓ Saddleback High - CTE Media Lab (Construction)	1,200,000	-	-	1,200,000	100%	50,218,559
Roosevelt-Walker Elementary - Measure I Optimization Interior Upgrades	750,000	74,480	8,088	741,912	99%	49,468,559
Hoover ES/4th Street - Measure I Optimization - Repurposing of Sites	2,000,000	-	-	2,000,000	100%	47,468,559
Madison Elementary - Measure I Parking/Playground Upgrades	2,000,000	-	-	2,000,000	100%	45,468,559
✓ District Wide - Measure I Single PE/Security (Future)	8,838,229	-	-	8,838,229	100%	36,630,330
✓ Santa Ana High - Measure I Modernization	6,259,505	-	-	6,259,505	100%	30,370,825
✓ Villa Fundamental - Measure I Modernization	8,307,980	-	-	8,307,980	100%	22,062,845
✓ Chavez High - Measure I Modernization	692,144	41,500	40,423	651,721	94%	21,370,701
✓ Davis Elementary - Measure I Modernization	1,745,343	50,500	49,423	1,695,920	97%	19,625,358
✓ Heninger Elementary - Measure I Modernization	1,997,496	51,000	49,923	1,947,573	98%	17,627,862
✓ Kennedy Elementary - Measure I Modernization	1,657,094	51,000	49,923	1,607,171	97%	15,970,768
✓ Pio Pico Elementary - Measure I Modernization	1,910,342	51,000	49,923	1,860,419	97%	14,060,426
✓ Walker Elementary - Measure I Modernization	1,172,190	51,000	49,923	1,122,267	96%	12,888,236
Godinez Fundamental High - Aquatic Facility (Construction)	6,300,000	-	-	6,300,000	100%	6,588,236
Measure I Program Management (23/24 to 24/25)	2,700,000	-	-	2,700,000	100%	3,888,236
Measure I Program Reserves (23/24 to 24/25)	9,200,000	-	-	9,200,000	100%	(5,311,764)
	245,546,662	81,041,545	52,245,179	193,301,483	79%	
✓ Original Shovel Ready Projects - Board Approved December 11, 2018						



DETAILED PROGRAM EXPENDITURES

School Name - Project Name	Measure I			Other Funds			Grand Total		
	Budget	Commitments	Expenditures	Budget	Commitments	Expenditures	Budget	Commitments	Expenditures
Carver Elementary - Modernization									
Budget Total	6,862,245	-	-	762,174	-	-	7,624,419	-	-
B - Planning Total	-	8,997	8,997	-	677,043	675,880	-	686,040	684,877
C - Construction Total	-	6,431,326	6,408,143	-	77,781	77,781	-	6,509,107	6,485,924
D - Testing Total	-	2,215	2,215	-	-	-	-	2,215	2,215
E - Inspection Total	-	187,685	187,685	-	-	-	-	187,685	187,685
	6,862,245	6,630,223	6,607,040	762,174	754,824	753,661	7,624,419	7,385,047	7,360,700
Carver Elementary - P2P									
Budget Total	24,543	-	-	11,015,775	-	-	11,040,318	-	-
A - Site Total	-	-	-	-	18,259	18,259	-	18,259	18,259
B - Planning Total	-	18,599	18,599	-	618,027	618,027	-	636,626	636,626
C - Construction Total	-	5,944	5,944	-	9,988,735	9,988,735	-	9,994,679	9,994,679
E - Inspection Total	-	-	-	-	390,754	390,754	-	390,754	390,754
	24,543	24,543	24,543	11,015,775	11,015,775	11,015,775	11,040,318	11,040,318	11,040,318
Century High - Modernization									
Budget Total	4,879,722	-	-	12,414,332	-	-	17,294,054	-	-
B - Planning Total	-	8,557	8,557	-	2,037,900	1,593,444	-	2,046,457	1,602,002
C - Construction Total	-	3,456,424	1,602,194	-	-	-	-	3,456,424	1,602,194
E - Inspection Total	-	331,654	27,458	-	-	-	-	331,654	27,458
	4,879,722	3,796,635	1,638,210	12,414,332	2,037,900	1,593,444	17,294,054	5,834,535	3,231,654
Chavez High - Modernization									
Budget Total	692,144	-	-	1,547,810	-	-	2,239,954	-	-
B - Planning Total	-	41,500	40,423	-	166,298	166,298	-	207,798	206,721
	692,144	41,500	40,423	1,547,810	166,298	166,298	2,239,954	207,798	206,721
Davis Elementary - Modernization									
Budget Total	1,745,343	-	-	3,902,617	-	-	5,647,960	-	-
B - Planning Total	-	50,500	49,423	-	360,845	360,845	-	411,345	410,268
C - Construction Total	-	-	-	-	47,000	47,000	-	47,000	47,000
E - Inspection Total	-	-	-	-	5,424	5,424	-	5,424	5,424
	1,745,343	50,500	49,423	3,902,617	413,269	413,269	5,647,960	463,769	462,692
District Wide - Furniture Fixtures & Equipment									
Budget Total	903,100	-	-	-	-	-	903,100	-	-
B - Planning Total	-	17,180	16,321	-	-	-	-	17,180	16,321
F - Furniture & Equipment Total	-	658,580	658,580	-	-	-	-	658,580	658,580
	903,100	675,760	674,901	-	-	-	903,100	675,760	674,901
District Wide - Marquee (phase I)									
Budget Total	1,000,000	-	-	-	-	-	1,000,000	-	-
B - Planning Total	-	116,098	108,036	-	-	-	-	116,098	108,036
C - Construction Total	-	766,483	493,073	-	-	-	-	766,483	493,073
E - Inspection Total	-	50,230	12,389	-	-	-	-	50,230	12,389
	1,000,000	932,811	613,498	-	-	-	1,000,000	932,811	613,498



DETAILED PROGRAM EXPENDITURE

School Name - Project Name	Measure I			Other Funds			Grand Total		
	Budget	Commitments	Expenditures	Budget	Commitments	Expenditures	Budget	Commitments	Expenditures
District Wide - Marquee (phase II)									
Budget Total	1,000,000	-	-	-	-	-	1,000,000	-	-
	1,000,000	-	-	-	-	-	1,000,000	-	-
District Wide - Single Point of Entry/Security (Current)									
Budget Total	4,641,115	-	-	378,000	-	-	5,019,115	-	-
B - Planning Total	-	229,543	157,380	-	378,000	363,052	-	607,543	520,431
C - Construction Total	-	226,944	226,944	-	-	-	-	226,944	226,944
F - Furniture & Equipment Total	-	40,511	40,511	-	-	-	-	40,511	40,511
	4,641,115	496,997	424,835	378,000	378,000	363,052	5,019,115	874,997	787,886
District Wide - Single Point of Entry/Security (Future)									
Budget Total	8,838,229	-	-	-	-	-	8,838,229	-	-
	8,838,229	-	-	-	-	-	8,838,229	-	-
Garfield Elementary - Modernization									
Budget Total	7,669,956	-	-	577,513	-	-	8,247,469	-	-
B - Planning Total	-	5,658	5,658	-	577,513	576,444	-	583,171	582,102
C - Construction Total	-	6,702,406	6,569,341	-	-	-	-	6,702,406	6,569,341
E - Inspection Total	-	202,673	190,008	-	-	-	-	202,673	190,008
	7,669,956	6,910,737	6,765,008	577,513	577,513	576,444	8,247,469	7,488,250	7,341,452
Godinez Fundamental High - Aquatic Facility									
Budget Total	7,000,000	-	-	-	-	-	7,000,000	-	-
	7,000,000	-	-	-	-	-	7,000,000	-	-
Heninger Elementary - K-8 Music Expansion									
Budget Total	2,472,154	-	-	256,334	-	-	2,728,488	-	-
B - Planning Total	-	15,692	15,692	-	249,662	249,662	-	265,354	265,354
C - Construction Total	-	2,225,155	2,199,271	-	-	-	-	2,225,155	2,199,271
E - Inspection Total	-	126,665	126,665	-	-	-	-	126,665	126,665
F - Furniture & Equipment Total	-	47,102	44,181	-	-	-	-	47,102	44,181
	2,472,154	2,414,614	2,385,810	256,334	249,662	249,662	2,728,488	2,664,276	2,635,472
Heninger Elementary - Modernization									
Budget Total	1,997,496	-	-	4,268,811	-	-	6,266,307	-	-
B - Planning Total	-	51,000	49,923	-	381,872	381,872	-	432,872	431,795
	1,997,496	51,000	49,923	4,268,811	381,872	381,872	6,266,307	432,872	431,795
Hoover ES/4th Street - Optimization - Repurposing of Sites									
Budget Total	2,000,000	-	-	-	-	-	2,000,000	-	-
	2,000,000	-	-	-	-	-	2,000,000	-	-
Jackson Elementary - Preschool Lab & Playground									
Budget Total	1,881,565	-	-	-	-	-	1,881,565	-	-
B - Planning Total	-	188,729	188,729	-	-	-	-	188,729	188,729
C - Construction Total	-	1,400,187	1,400,187	-	-	-	-	1,400,187	1,400,187
E - Inspection Total	-	10,661	10,661	-	-	-	-	10,661	10,661
	1,881,565	1,599,577	1,599,577	-	-	-	1,881,565	1,599,577	1,599,577



DETAILED PROGRAM EXPENDITURES

School Name - Project Name	Measure I			Other Funds			Grand Total		
	Budget	Commitments	Expenditures	Budget	Commitments	Expenditures	Budget	Commitments	Expenditures
Jefferson Elementary - P2P/MPR/Parking									
Budget Total	24,500,000	-	-	-	-	-	24,500,000	-	-
B - Planning Total	-	1,341,462	1,021,504	-	-	-	-	1,341,462	1,021,504
C - Construction Total	-	3,637,242	435,078	-	-	-	-	3,637,242	435,078
D - Testing Total	-	18,079	-	-	-	-	-	18,079	-
E - Inspection Total	-	15,824	4,784	-	-	-	-	15,824	4,784
	24,500,000	5,012,607	1,461,366	-	-	-	24,500,000	5,012,607	1,461,366
Kennedy Elementary - Modernization									
Budget Total	1,657,094	-	-	3,565,520	-	-	5,222,614	-	-
B - Planning Total	-	51,000	49,923	-	323,370	323,370	-	374,370	373,293
	1,657,094	51,000	49,923	3,565,520	323,370	323,370	5,222,614	374,370	373,293
King Elementary - Modernization									
Budget Total	6,592,852	-	-	2,596,010	-	-	9,188,862	-	-
B - Planning Total	-	91,516	18,627	-	596,010	569,829	-	687,526	588,456
C - Construction Total	-	6,058,527	4,188,377	-	1,060,500	866,896	-	7,119,027	5,055,273
E - Inspection Total	-	129,592	99,765	-	-	-	-	129,592	99,765
	6,592,852	6,279,636	4,306,769	2,596,010	1,656,510	1,436,725	9,188,862	7,936,145	5,743,493
Madison Elementary - Parking/Playground Upgrades									
Budget Total	2,000,000	-	-	-	-	-	2,000,000	-	-
	2,000,000	-	-	-	-	-	2,000,000	-	-
McFadden Intermediate - Optimization K-8 Conversion & Restroom									
Budget Total	8,848,448	-	-	-	-	-	8,848,448	-	-
B - Planning Total	-	273,116	263,425	-	-	-	-	273,116	263,425
C - Construction Total	-	7,316,346	6,192,706	-	-	-	-	7,316,346	6,192,706
D - Testing Total	-	7,070	6,390	-	-	-	-	7,070	6,390
E - Inspection Total	-	153,189	121,525	-	-	-	-	153,189	121,525
	8,848,448	7,749,721	6,584,045	-	-	-	8,848,448	7,749,721	6,584,045
Muir Fundamental - P2P									
Budget Total	43,600	-	-	19,733,044	-	-	19,776,644	-	-
B - Planning Total	-	43,600	43,600	-	1,104,007	1,067,382	-	1,147,607	1,110,982
C - Construction Total	-	-	-	-	18,269,348	18,258,661	-	18,269,348	18,258,661
D - Testing Total	-	-	-	-	148,599	148,599	-	148,599	148,599
E - Inspection Total	-	-	-	-	184,499	184,499	-	184,499	184,499
	43,600	43,600	43,600	19,733,044	19,706,453	19,659,140	19,776,644	19,750,053	19,702,740
Pio Pico Elementary - Modernization									
Budget Total	1,910,342	-	-	4,102,431	-	-	6,012,773	-	-
B - Planning Total	-	51,000	49,923	-	376,655	376,655	-	427,655	426,578
	1,910,342	51,000	49,923	4,102,431	376,655	376,655	6,012,773	427,655	426,578



DETAILED PROGRAM EXPENDITURES

School Name - Project Name	Measure I			Other Funds			Grand Total		
	Budget	Commitments	Expenditures	Budget	Commitments	Expenditures	Budget	Commitments	Expenditures
Romero-Cruz Academy - Kinder & Playground Expansion									
Budget Total	2,344,417	-	-	-	-	-	2,344,417	-	-
B - Planning Total	-	229,920	182,235	-	-	-	-	229,920	182,235
C - Construction Total	-	1,611,660	4,920	-	-	-	-	1,611,660	4,920
E - Inspection Total	-	92,694	10,080	-	-	-	-	92,694	10,080
	2,344,417	1,934,274	197,234	-	-	-	2,344,417	1,934,274	197,234
Roosevelt-Walker Elementary - Optimization Interior Upgrades									
Budget Total	750,000	-	-	-	-	-	750,000	-	-
B - Planning Total	-	74,480	8,088	-	10,908	10,908	-	85,388	18,996
	750,000	74,480	8,088	-	10,908	10,908	750,000	85,388	18,996
Saddleback High - CTE Media Lab									
Budget Total	1,500,000	-	-	1,500,000	-	-	3,000,000	-	-
B - Planning Total	-	262,500	20,855	-	-	-	-	262,500	20,855
	1,500,000	262,500	20,855	1,500,000	-	-	3,000,000	262,500	20,855
Saddleback High - Interim and New Kitchen									
Budget Total	5,211,505	-	-	7,800,000	-	-	13,011,505	-	-
B - Planning Total	-	35,665	35,665	-	979,071	953,385	-	1,014,736	989,050
C - Construction Total	-	4,267,709	3,765,120	-	6,190,661	6,078,766	-	10,458,370	9,843,886
D - Testing Total	-	8,225	8,225	-	5,855	5,855	-	14,080	14,080
E - Inspection Total	-	175,327	111,577	-	307,550	304,289	-	482,877	415,866
F - Furniture & Equipment Total	-	124,403	124,403	-	676,110	551,753	-	800,512	676,156
	5,211,505	4,611,329	4,044,989	7,800,000	8,159,246	7,894,047	13,011,505	12,770,575	11,939,036
Saddleback High - Sports Center									
Budget Total	17,994,090	-	-	1,000,000	-	-	18,994,090	-	-
B - Planning Total	-	1,631,918	885,371	-	-	-	-	1,631,918	885,371
C - Construction Total	-	1,348,959	28,760	-	-	-	-	1,348,959	28,760
	17,994,090	2,980,877	914,131	1,000,000	-	-	18,994,090	2,980,877	914,131
Santa Ana High - CTE Media Arts Lab/Library									
Budget Total	47,734	-	-	5,225,635	-	-	5,273,368	-	-
B - Planning Total	-	2,878	2,878	-	499,339	499,339	-	502,217	502,217
C - Construction Total	-	44,855	44,855	-	4,586,993	4,586,993	-	4,631,849	4,631,849
D - Testing Total	-	-	-	-	3,702	3,702	-	3,702	3,702
E - Inspection Total	-	-	-	-	135,600	135,600	-	135,600	135,600
	47,734	47,733	47,733	5,225,635	5,225,635	5,225,635	5,273,368	5,273,368	5,273,368
Santa Ana High - Modernization									
Budget Total	6,259,505	-	-	14,740,495	-	-	21,000,000	-	-
B - Planning Total	-	-	-	-	2,140,495	1,573,167	-	2,140,495	1,573,167
	6,259,505	-	-	14,740,495	2,140,495	1,573,167	21,000,000	2,140,495	1,573,167



DETAILED PROGRAM EXPENDITURES

School Name - Project Name	Measure I			Other Funds			Grand Total		
	Budget	Commitments	Expenditures	Budget	Commitments	Expenditures	Budget	Commitments	Expenditures
Sierra Intermediate - Optimization K8 Conversion & Restroom									
Budget Total	7,308,685	-	-	-	-	-	7,308,685	-	-
B - Planning Total	-	239,574	229,913	-	-	-	-	239,574	229,913
C - Construction Total	-	5,176,620	4,550,043	-	-	-	-	5,176,620	4,550,043
D - Testing Total	-	1,768	1,635	-	-	-	-	1,768	1,635
E - Inspection Total	-	125,860	110,384	-	-	-	-	125,860	110,384
	7,308,685	5,543,822	4,891,974	-	-	-	7,308,685	5,543,822	4,891,974
Valley High - Auditorium Renovation									
Budget Total	23,600,000	-	-	2,400,000	-	-	26,000,000	-	-
B - Planning Total	-	2,065,298	1,272,168	-	-	-	-	2,065,298	1,272,168
C - Construction Total	-	1,915,540	209,629	-	-	-	-	1,915,540	209,629
	23,600,000	3,980,838	1,481,796	2,400,000	-	-	26,000,000	3,980,838	1,481,796
Valley High - Measure I CTE Automotive									
Budget Total	4,500,000	-	-	3,000,000	-	-	7,500,000	-	-
B - Planning Total	-	717,904	529,654	-	-	-	-	717,904	529,654
C - Construction Total	-	561,795	70,538	-	-	-	-	561,795	70,538
	4,500,000	1,279,699	600,192	3,000,000	-	-	7,500,000	1,279,699	600,192
Valley High - Measure I CTE Culinary Arts									
Budget Total	4,500,000	-	-	3,000,000	-	-	7,500,000	-	-
B - Planning Total	-	889,490	644,557	-	-	-	-	889,490	644,557
C - Construction Total	-	561,795	70,538	-	-	-	-	561,795	70,538
	4,500,000	1,451,284	715,095	3,000,000	-	-	7,500,000	1,451,284	715,095
Villa Fundamental - Modernization									
Budget Total	8,307,980	-	-	8,091,620	-	-	16,399,600	-	-
B - Planning Total	-	-	-	-	1,449,282	1,097,032	-	1,449,282	1,097,032
	8,307,980	-	-	8,091,620	1,449,282	1,097,032	16,399,600	1,449,282	1,097,032
Walker Elementary - Modernization									
Budget Total	1,172,190	-	-	2,568,766	-	-	3,740,956	-	-
B - Planning Total	-	51,000	49,923	-	243,277	243,277	-	294,277	293,201
	1,172,190	51,000	49,923	2,568,766	243,277	243,277	3,740,956	294,277	293,201
Walker Elementary - Optimization Swing Space									
Budget Total	1,788,970	-	-	247,505	-	-	2,036,475	-	-
B - Planning Total	-	101,035	101,035	-	-	-	-	101,035	101,035
C - Construction Total	-	1,594,544	1,451,156	-	247,505	247,505	-	1,842,049	1,698,661
E - Inspection Total	-	32,306	32,306	-	-	-	-	32,306	32,306
	1,788,970	1,727,885	1,584,497	247,505	247,505	247,505	2,036,475	1,975,389	1,832,001



DETAILED PROGRAM EXPENDITURES

School Name - Project Name	Measure I			Other Funds			Grand Total		
	Budget	Commitments	Expenditures	Budget	Commitments	Expenditures	Budget	Commitments	Expenditures
Washington Elementary - Modernization									
Budget Total	5,677,941	-	-	5,248,894	-	-	10,926,835	-	-
B - Planning Total	-	8,413	8,413	-	1,012,893	933,979	-	1,021,305	942,392
C - Construction Total	-	8,512,292	923,219	-	-	-	-	8,512,292	923,219
D - Testing Total	-	76,403	-	-	-	-	-	76,403	-
E - Inspection Total	-	142,000	6,500	-	-	-	-	142,000	6,500
	5,677,941	8,739,107	938,131	5,248,894	1,012,893	933,979	10,926,835	9,752,000	1,872,111
Washington Elementary - Reconstruction									
Budget Total	23,658,280	-	-	-	-	-	23,658,280	-	-
B - Planning Total	-	1,727,643	1,227,261	-	-	-	-	1,727,643	1,227,261
C - Construction Total	-	1,752,604	124,671	-	-	-	-	1,752,604	124,671
	23,658,280	3,480,247	1,351,932	-	-	-	23,658,280	3,480,247	1,351,932
Measure I Program Management and Reserves									
Budget Total	31,765,417	-	-	-	-	-	31,765,417	-	-
B - Planning Total	-	2,064,010	2,029,792	-	-	-	-	2,064,010	2,029,792
	31,765,417	2,064,010	2,029,792	-	-	-	31,765,417	2,064,010	2,029,792
Sub Totals	245,546,662	81,041,545	52,245,179	119,943,285	56,527,340	54,534,915	365,489,947	137,568,885	106,780,094
Estimated State Funding: Carver, Garfield & King MOD	(7,224,825)	-	-	7,224,825	-	-	-	-	-
TOTAL	238,321,837	81,041,545	52,245,179	127,168,110	56,527,340	54,534,915	365,489,947	137,568,885	106,780,094